

# OHMR Research Ethics and Governance Metrics Program



## Metrics Activity Report for NSW PHOs

Reporting Period: Quarter 1 2025  
01/01/2025 – 31/03/2025

NSW Office for Health and Medical Research

## Executive Summary

This report includes strategic and site level performance and compliance metrics that are collected by the Office for Health and Medical Research (OHMR) from NSW Public Health Organisations (PHOs) on studies authorised during the reporting period. The performance of NSW PHOs on health and medical research are reported four times a year, each covering a 3-month period.

## Overall Performance Environment

REGIS is the online platform used to manage ethics and governance applications for all NSW Public Health Organisations. OHMR has undertaken data validation activities with LHD Research Office staff to accurately represent research ethics and governance performance on this platform. These rolling validation activities may result in data reported here to differ from previous reports.

## Update to Metrics Program

As reported previously, OHMR implemented the following changes to the Research Key Performance Indicators (KPIs) for inclusion in the Chief Executives' Services Agreement:

- Number of Greater than Low Risk projects (GLR) processed within application total time
  - 90 days for ethics, 60 days for governance
  - Threshold changes
    - >75% = Performing
    - 55%-75% = Underperforming
    - <55% = Not performing



## Ethics Review Timelines of Human Research in NSW PHOs

<b>KPI21-03: Ethics Application Approvals - By the Human Research Ethics Committee (HREC) within 90 calendar days</b>													
<b>NSW State Benchmark:</b> The benchmark for the 2021/22 financial year onwards is for reviewing human research studies by NSW PHO HRECs within 90 calendar days													
<p><b>Definition:</b></p> <p>The proportion of Ethics applications (excluding LNR) approved by the HREC within 90 calendar days, approved within the reporting period.</p> <p><b>Context:</b></p> <p>The measure will no longer account for clock stops in accordance with the NHMRC Certification Handbook. Instead, the end-to-end time will be measured. Where a valid application is received, the clock starts on the submission closing date for the HREC meeting at which an application will be reviewed. The clock is stopped when the HREC formally notifies the applicant of the final decision.</p> <p><b>Desired Outcome:</b></p> <p>Ensuring timely processing of ethics approvals for research and clinical trials supports better health outcomes for the people of NSW and maintaining competitiveness through access to the latest treatments from clinical trials.</p>	<p><b>Selection Criteria Summary:</b></p> <table border="1"> <tr> <td><b>Scope</b></td> <td>Human Research Ethics Applications</td> </tr> <tr> <td><b>Frequency</b></td> <td>Quarterly</td> </tr> <tr> <td><b>Inclusions</b></td> <td> <ul style="list-style-type: none"> <li>Study Type = All</li> <li>Application Type = Greater than low risk</li> <li>Approval Type = Approved/ Approved with conditions within the reporting period</li> </ul> </td> </tr> <tr> <td><b>Exclusions</b></td> <td> <ul style="list-style-type: none"> <li>Application Type = Low and negligible risk</li> <li>Approval Type = Not within the reporting period</li> <li>Migrated studies</li> </ul> </td> </tr> <tr> <td colspan="2"><b>Total</b></td> </tr> <tr> <td colspan="2">Total time is defined as the measurement of the total, unadjusted time from the Submission Closing Date of the first meeting the application is assigned to, to when the final decision notification email is sent.</td> </tr> </table>	<b>Scope</b>	Human Research Ethics Applications	<b>Frequency</b>	Quarterly	<b>Inclusions</b>	<ul style="list-style-type: none"> <li>Study Type = All</li> <li>Application Type = Greater than low risk</li> <li>Approval Type = Approved/ Approved with conditions within the reporting period</li> </ul>	<b>Exclusions</b>	<ul style="list-style-type: none"> <li>Application Type = Low and negligible risk</li> <li>Approval Type = Not within the reporting period</li> <li>Migrated studies</li> </ul>	<b>Total</b>		Total time is defined as the measurement of the total, unadjusted time from the Submission Closing Date of the first meeting the application is assigned to, to when the final decision notification email is sent.	
<b>Scope</b>	Human Research Ethics Applications												
<b>Frequency</b>	Quarterly												
<b>Inclusions</b>	<ul style="list-style-type: none"> <li>Study Type = All</li> <li>Application Type = Greater than low risk</li> <li>Approval Type = Approved/ Approved with conditions within the reporting period</li> </ul>												
<b>Exclusions</b>	<ul style="list-style-type: none"> <li>Application Type = Low and negligible risk</li> <li>Approval Type = Not within the reporting period</li> <li>Migrated studies</li> </ul>												
<b>Total</b>													
Total time is defined as the measurement of the total, unadjusted time from the Submission Closing Date of the first meeting the application is assigned to, to when the final decision notification email is sent.													

### Summary for Metric 3

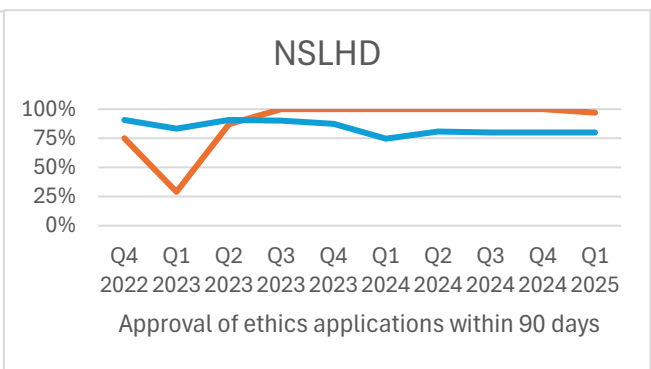
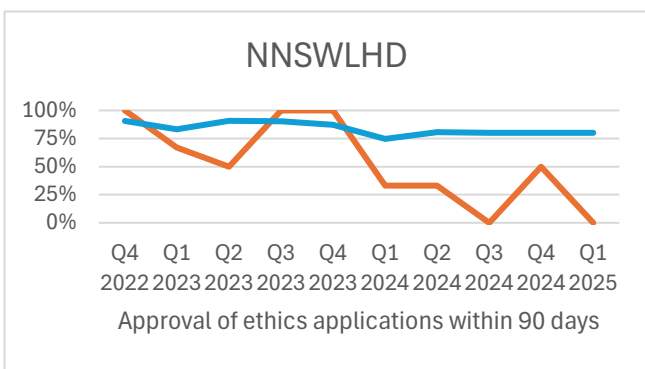
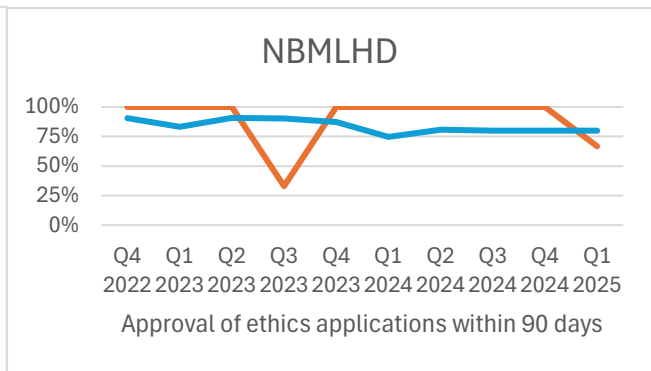
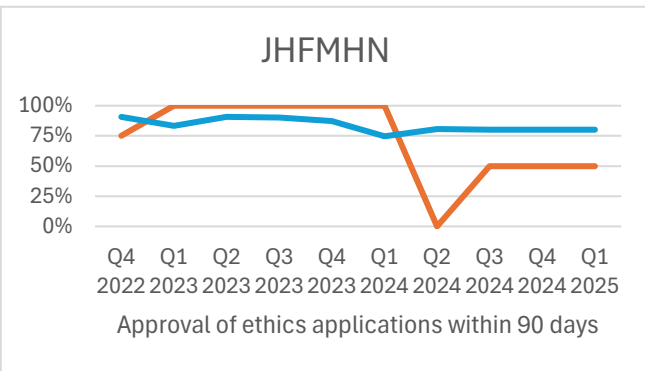
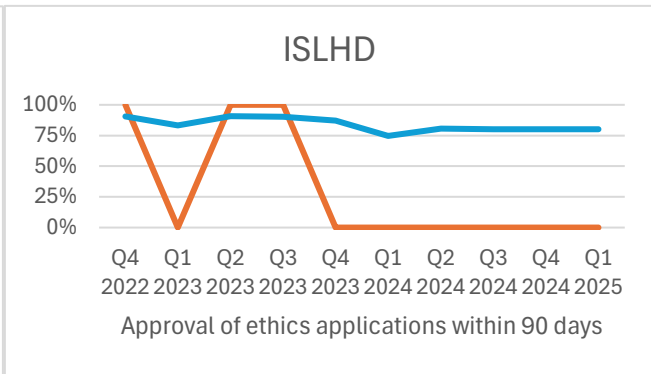
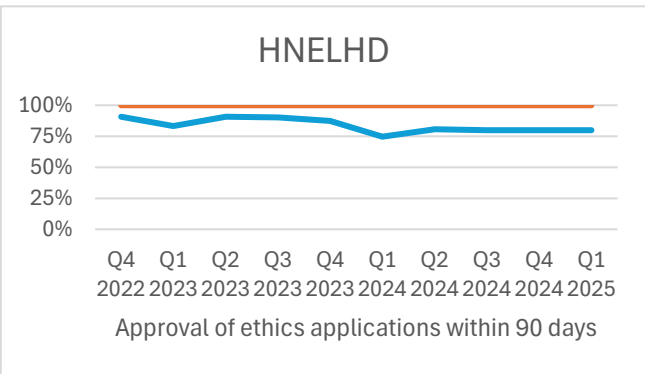
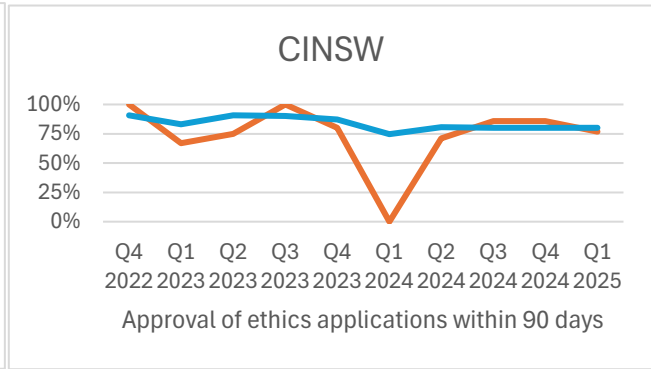
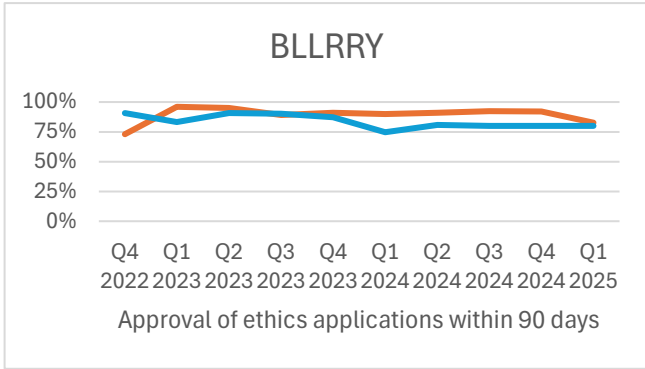
Ethics review performance of NSW HRECs according to the < **90-day benchmark** for studies approved during the reporting period (**Quarter 1 2025**) are shown in **Table 1**.

During the reporting period, 188 studies (greater than low risk pathway) were approved by a NSW Health HREC with an average review time (total time) of 54 days. Of these 188 studies, 64 ( 34% ) were classified as clinical trials (**Table 2**).

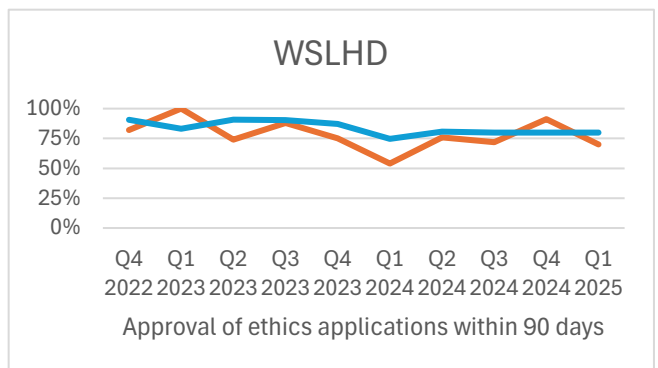
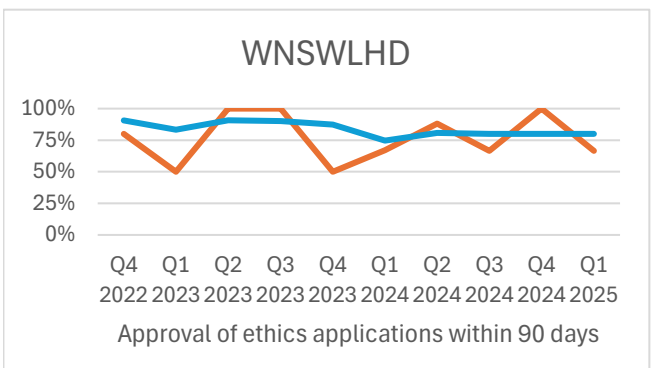
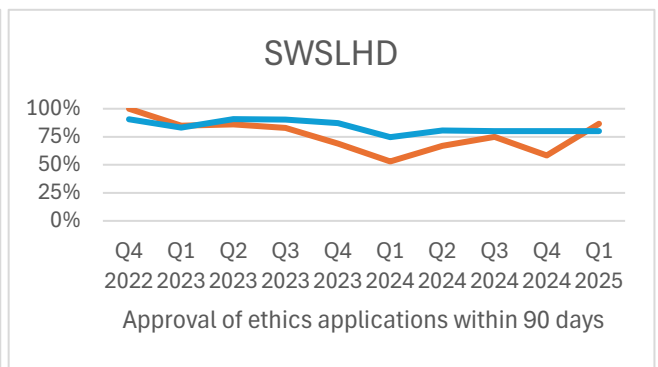
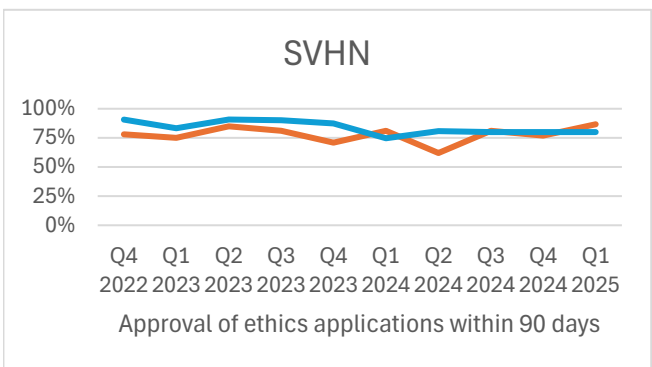
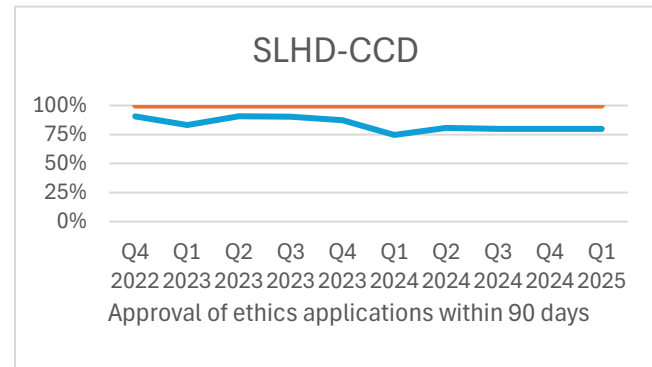
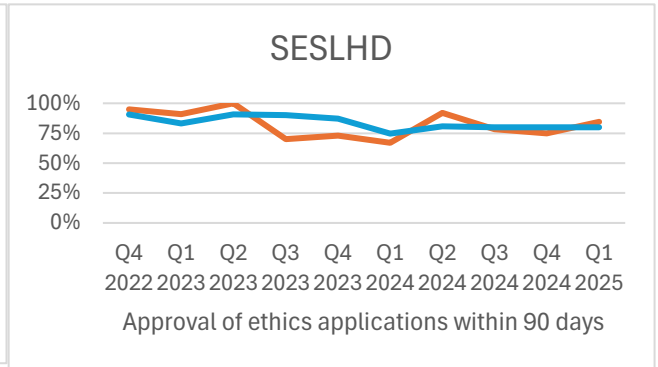
Further breakdown of clinical trial approvals by sponsor type is provided in **Table 3** (by NSW PHOs) and **Table 4** (by quarter). Historical performance of NSW PHOs against the old and new benchmarks for the review and approval of human research ethics applications is presented in **Table 5**.

Trends of performance for NSW PHO's **Ethics Approvals within 90 days**

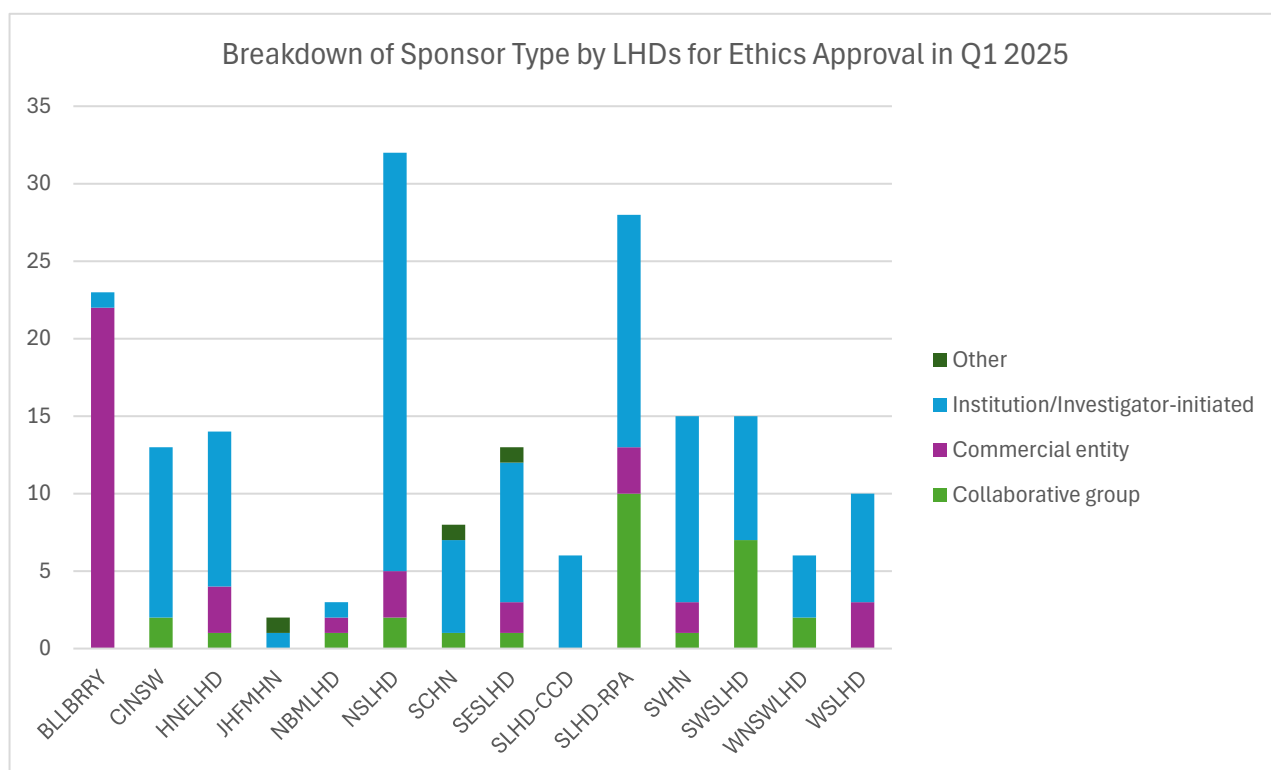
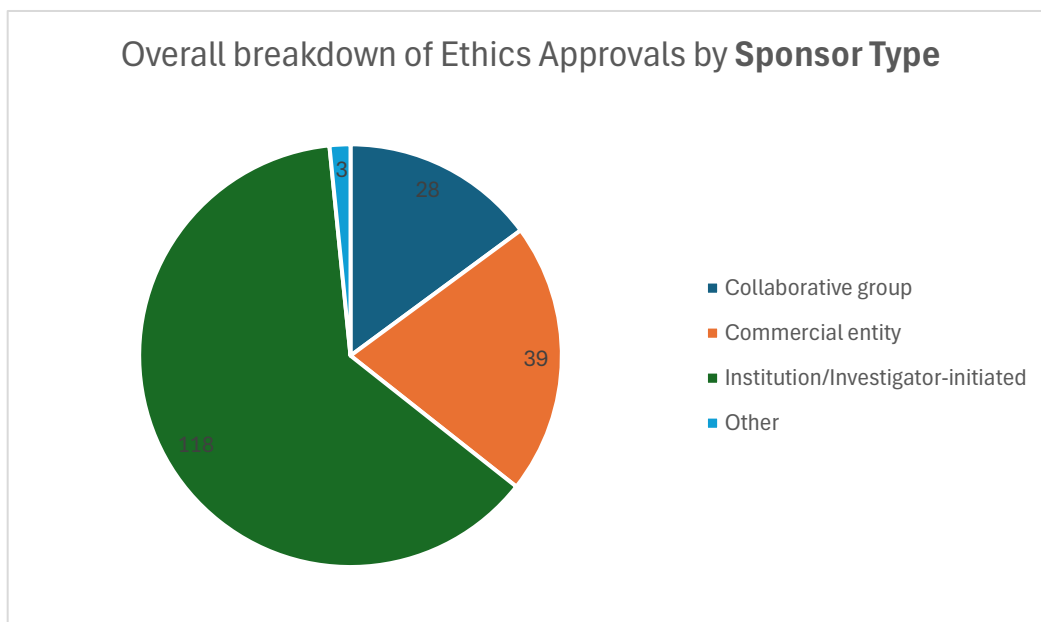
— LHD — NSW



LHD NSW

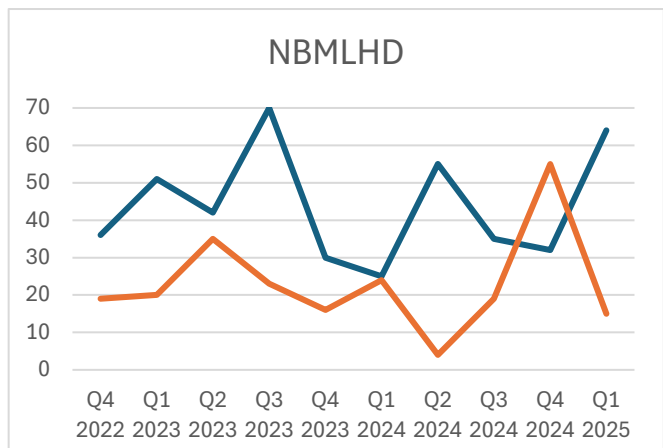
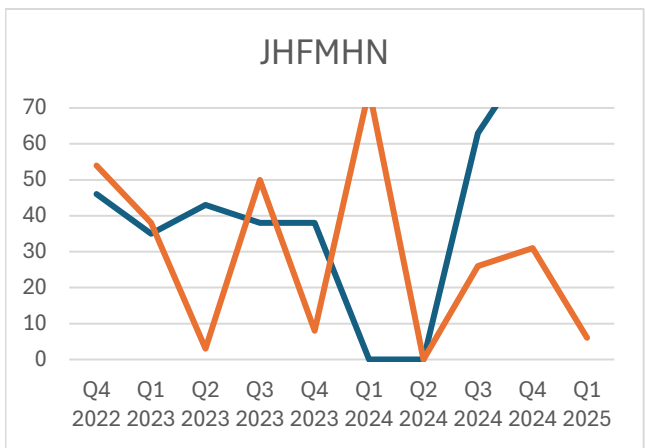
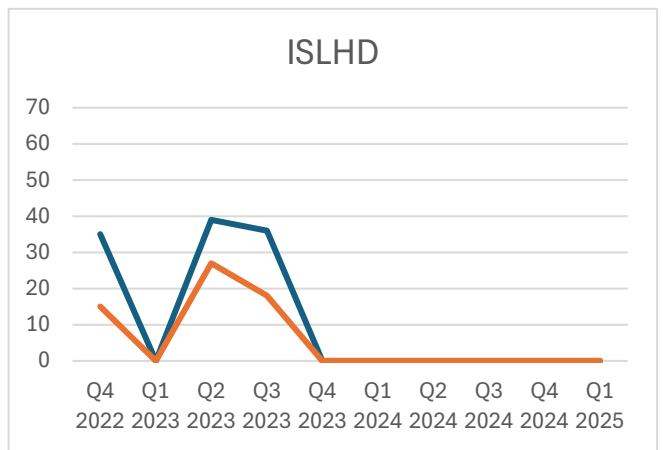
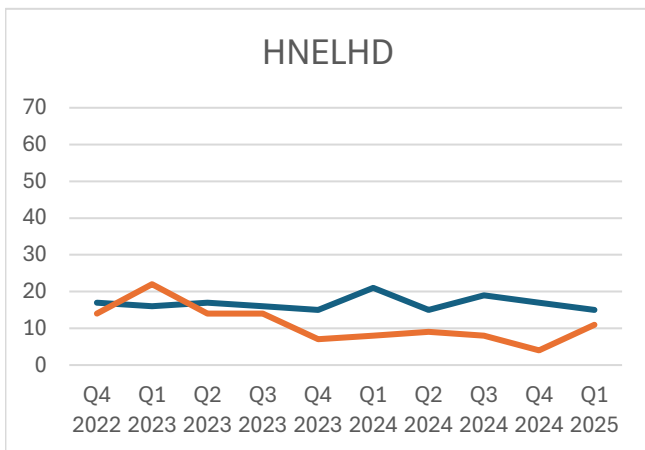
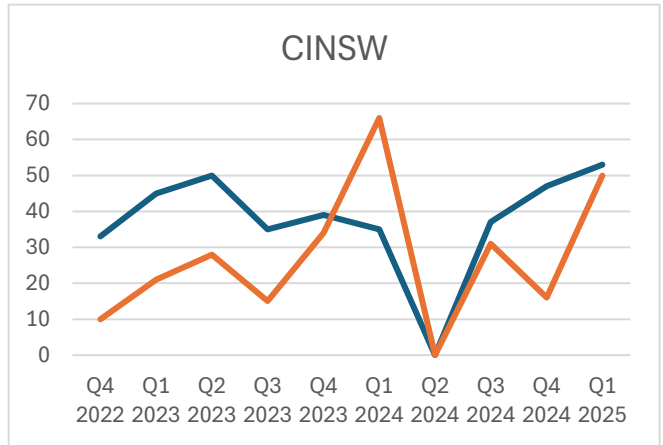
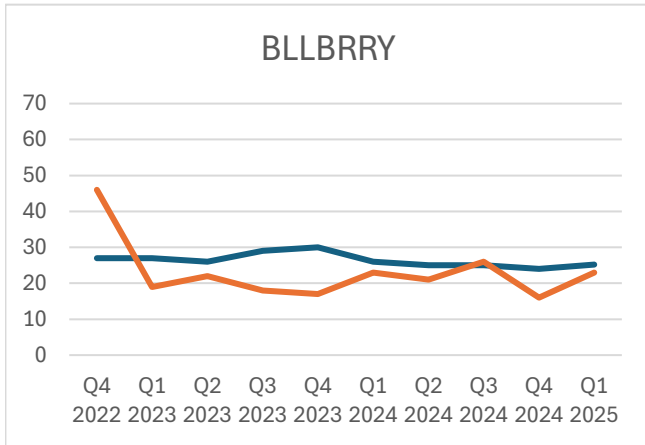


Overall breakdown and breakdown by NSW LHDs by **Sponsor Types** of Ethics Approvals for reporting period Q1 2025.

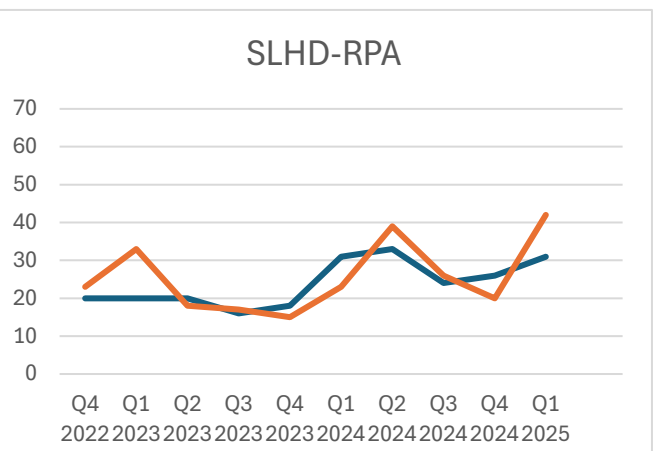
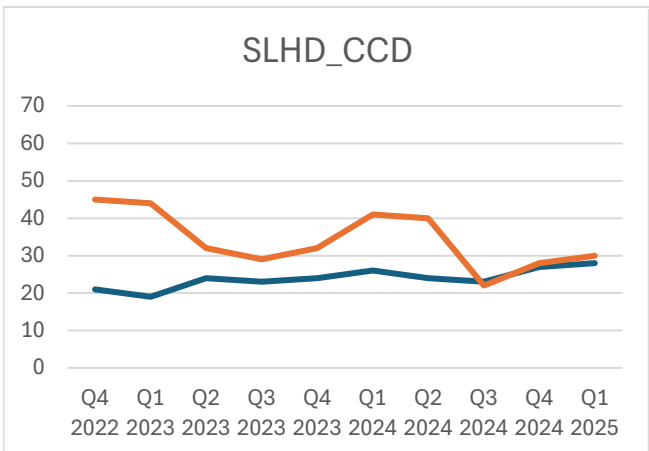
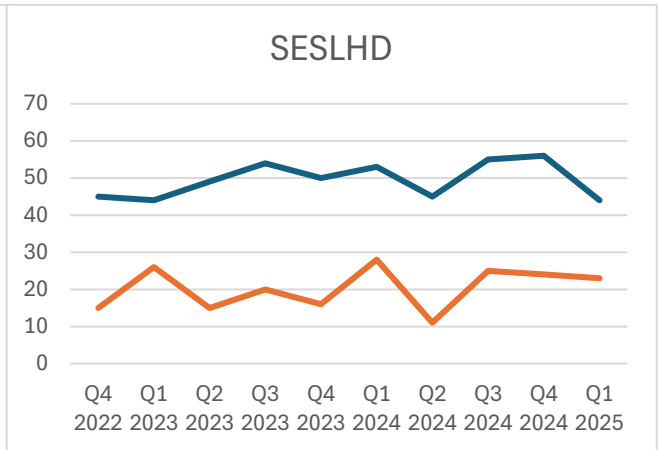
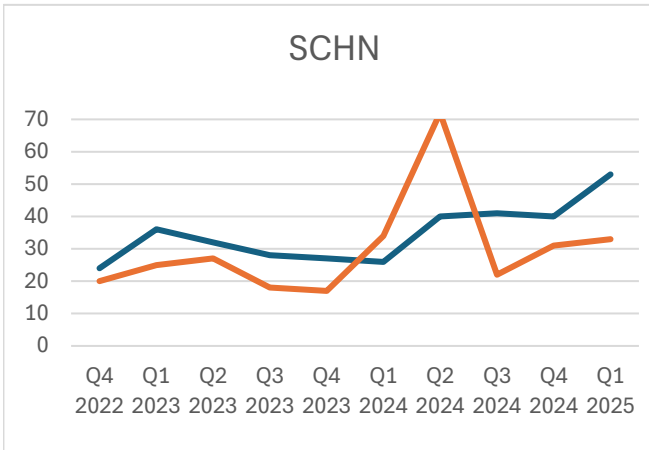
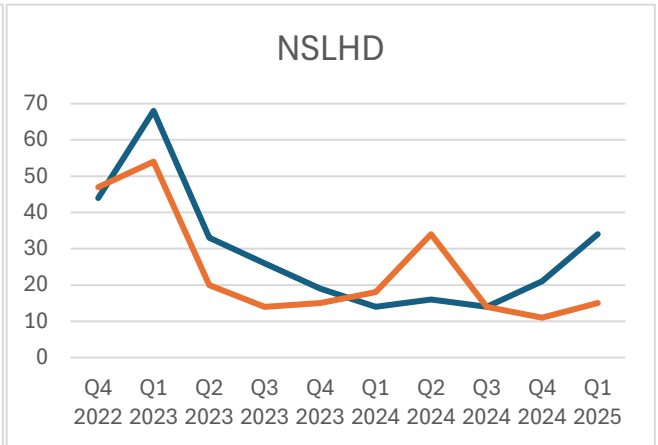
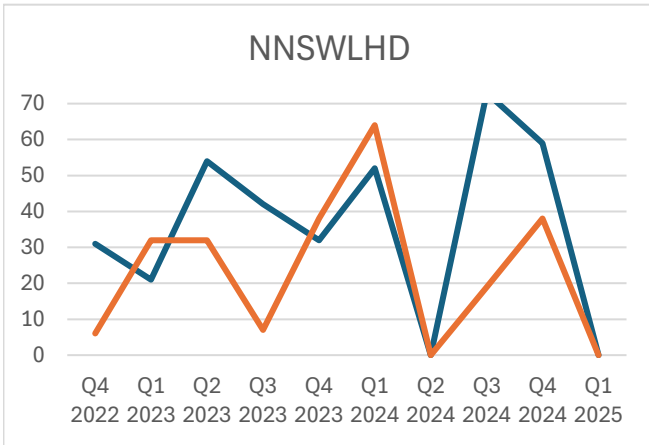


Trend of **Average Research Office Days** and **Average Researcher Days** for all GLR Ethics Approval over the reporting period Q4 2022- Q1 2025

— Research Office — Researcher

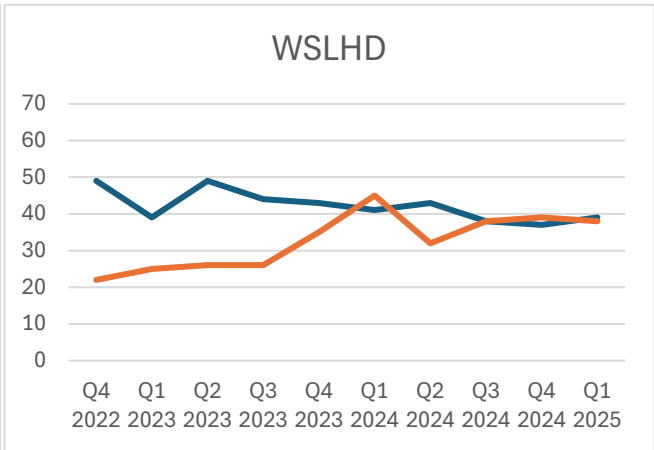
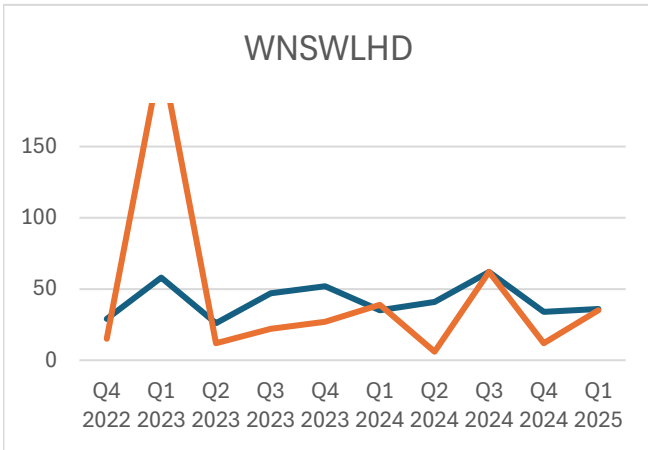
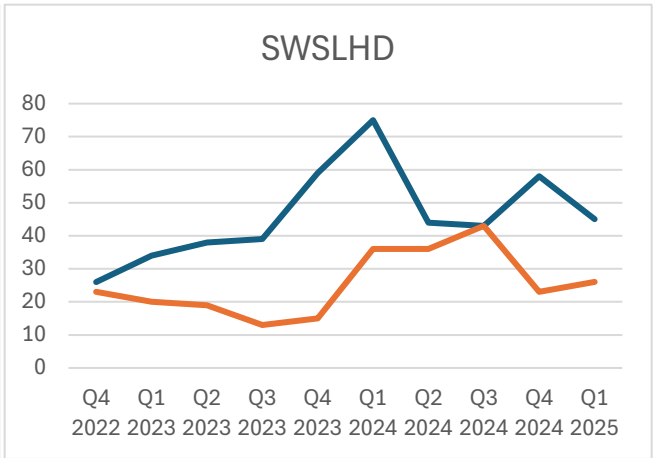
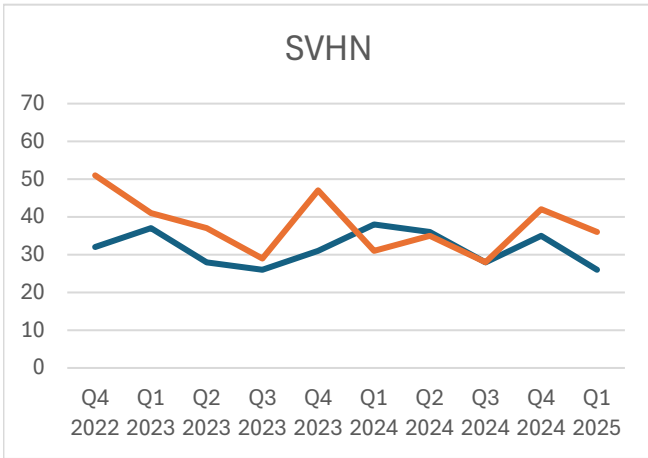


— Research Office — Researcher





— Research Office — Researcher





## Site-specific Assessment (SSA) Authorisation Timelines of Human Research Projects in NSW PHOs

### KPI21-04: Research Governance Application Authorisations – SSA Authorisations within 60 calendar days

**NSW State Benchmark:** The benchmark for the 2021/22 financial year onwards for authorisation of SSA applications is 60 calendar days

#### Definition:

The proportion of site-specific assessment (SSA) applications (excluding lower to negligible risk) authorised by the Research Governance Office (RGO) within 60 calendar days, authorised within the reporting period.

#### Context:

The measure will no longer account for clock stops in accordance with the National Health and Medical Research Council Certification. Handbook. Instead, the end-to-end time will be measured. The SSA application received date is the date the RGO or designee receives an SSA application from a researcher regardless of whether it is complete and/or deemed valid. The clock is stopped when the final SSA decision letter is provided to the site principal investigator.

#### Desired Outcome:

Ensuring timely processing of site approvals for research and clinical trials supports better health outcomes for the people of NSW and maintaining competitiveness through access to the latest treatments from clinical trials.

#### Selection Criteria Summary:

##### Scope

Site-specific assessment (SSA) applications

##### Frequency

Quarterly

##### Inclusions

- Study Type = All
- Application Type = Greater than low risk
- Approval Type = “Authorised” or “authorised with conditions” within the reporting period

##### Exclusions

- Application Type = Low and negligible risk
- Migrated studies

#### Total Time:

Total time is the measurement of the total, unadjusted time from the Submission Date to when the final decision notification email is sent granting approval.

#### Summary:

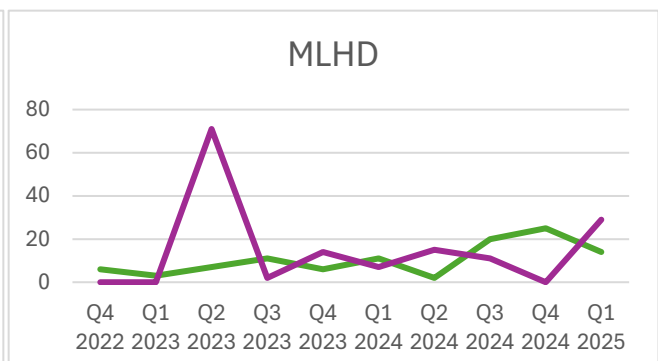
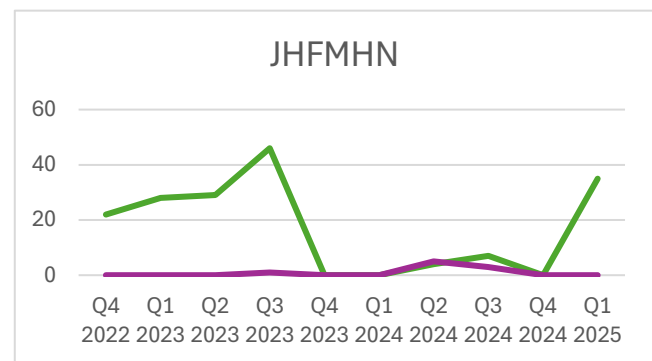
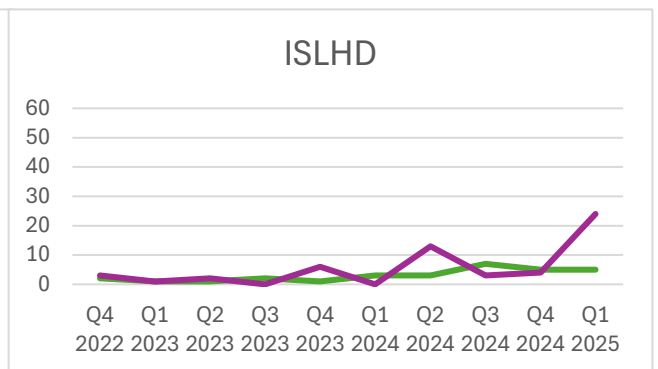
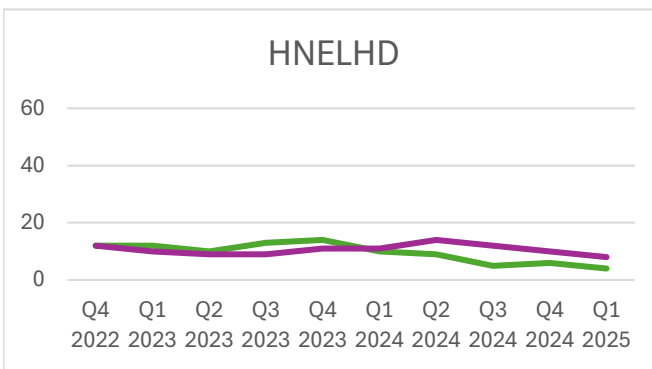
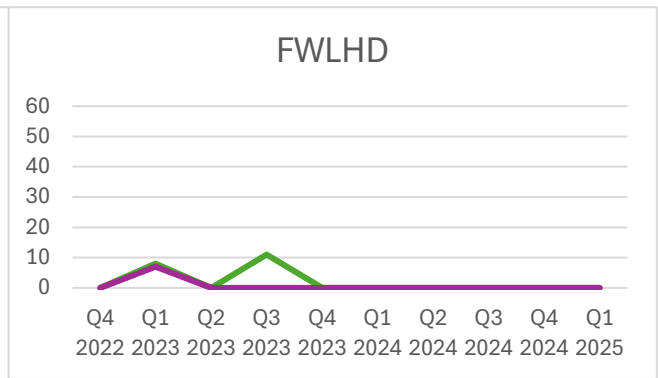
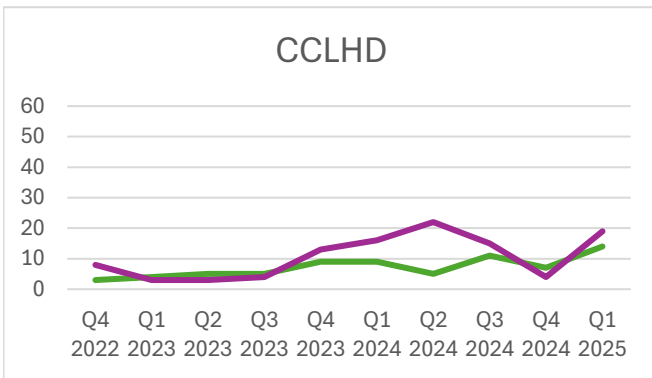
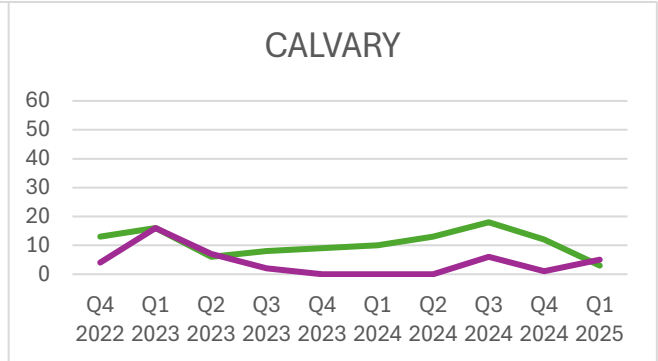
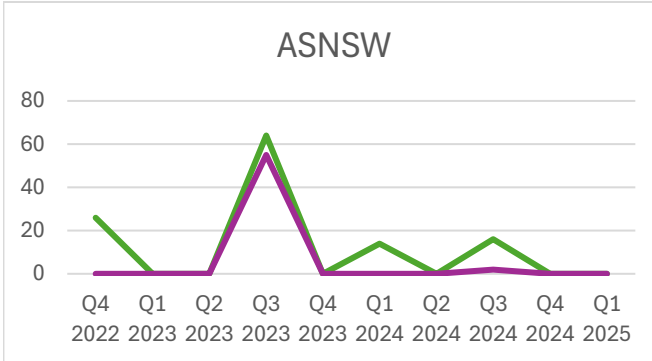
SSA review performance of NSW PHOs according to the **<60-day benchmark** for studies authorised during the reporting period (**Quarter 1 2025**) are shown in **Table 6**. During the reporting period, **366** studies (greater than low risk pathway) were authorised in NSW PHOs with an average review time (total time) of **43** days.

Of these **366** studies, **179** were classified as clinical trials (**Table 7**).

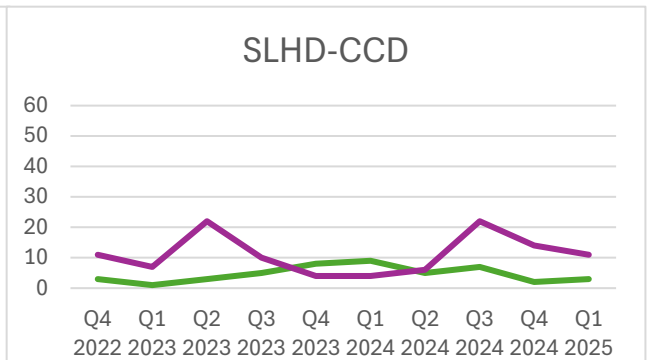
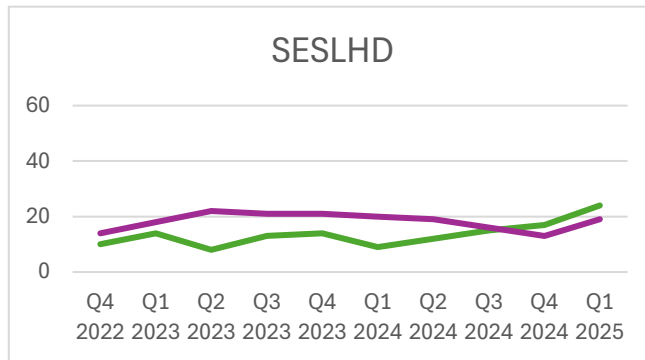
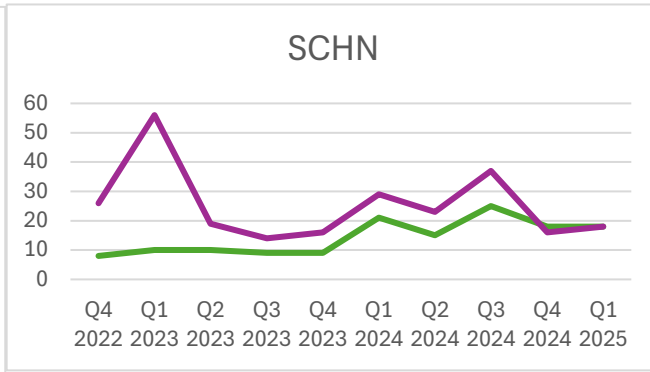
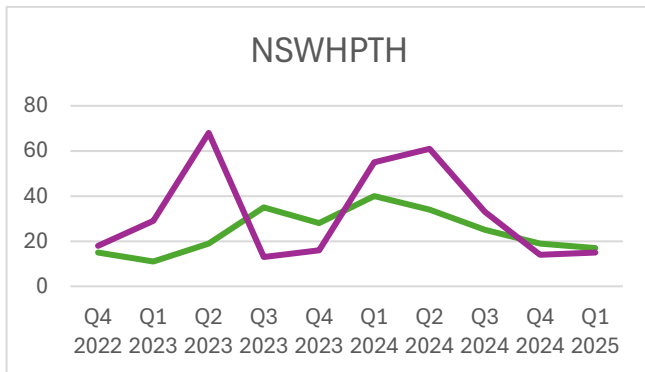
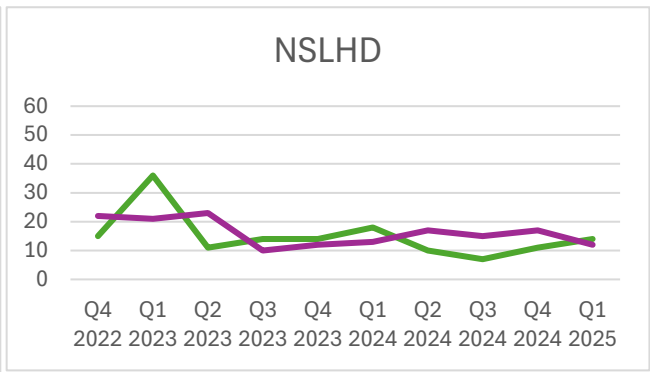
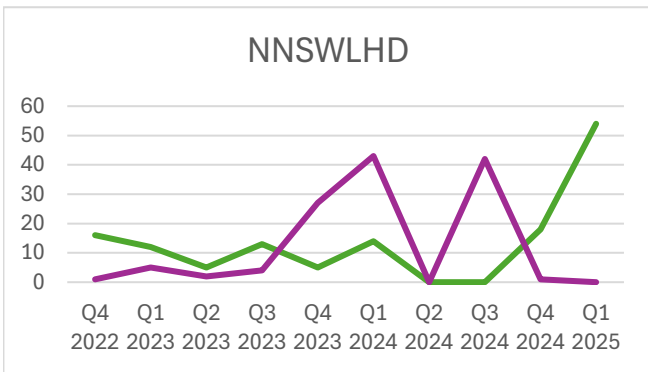
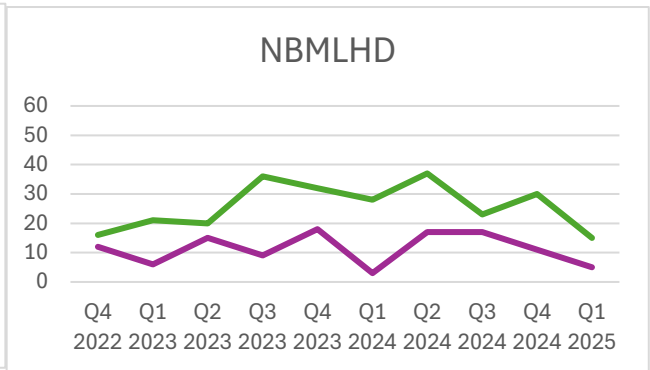
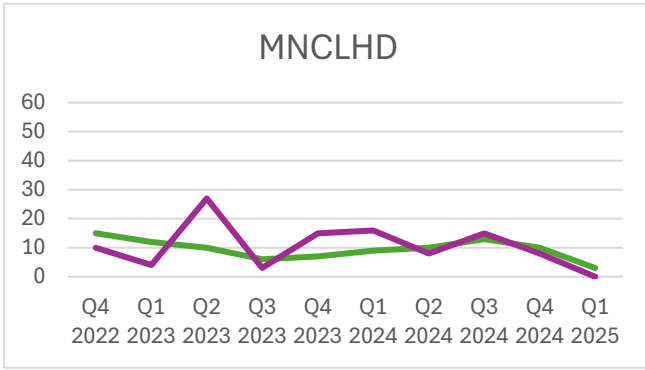
Further breakdown of clinical trial SSA authorisations by sponsor type is provided in **Table 8** (by NSW PHOs) and **Table 9** (by quarter). Historical performance of NSW PHOs against the old and new benchmarks for the review and authorisation of governance applications is presented in **Table 10**.

Trend of **Average Research Office days** and **Average Researcher days** for all GLR SSAs Authorisations by LHD over reporting period Q4 2022 - Q1 2025

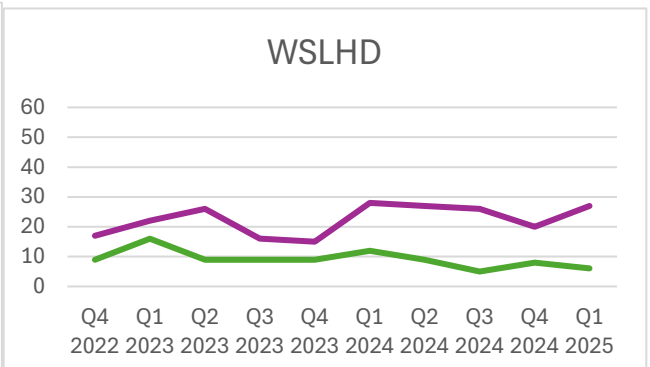
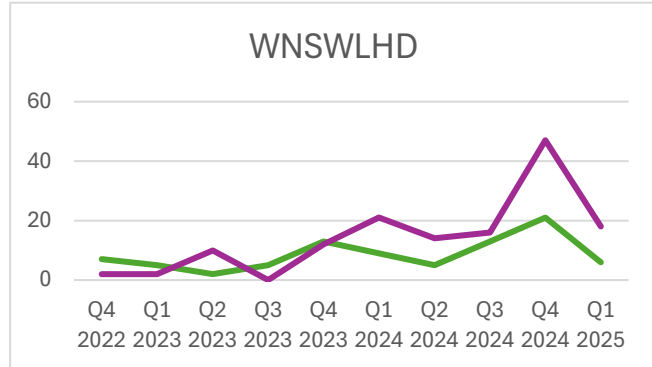
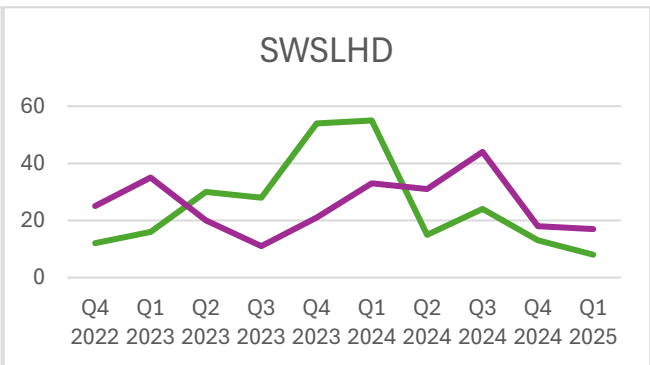
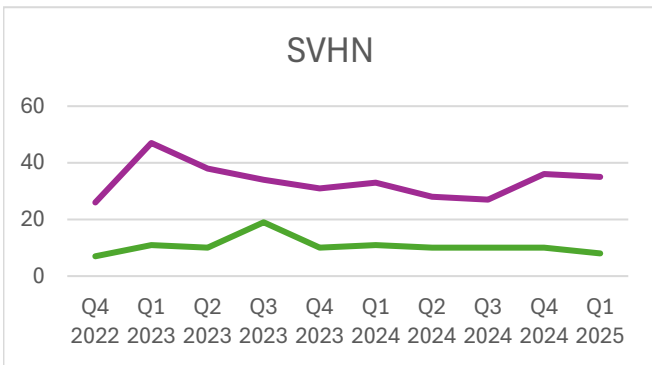
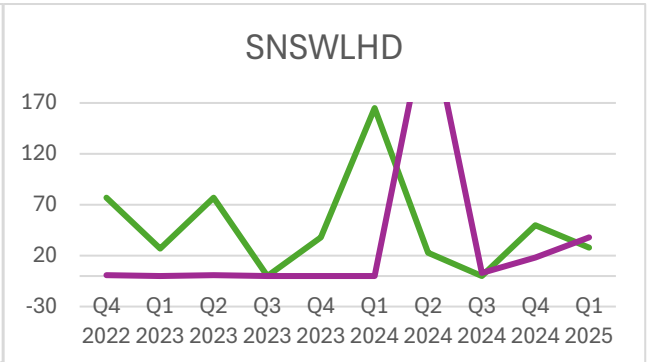
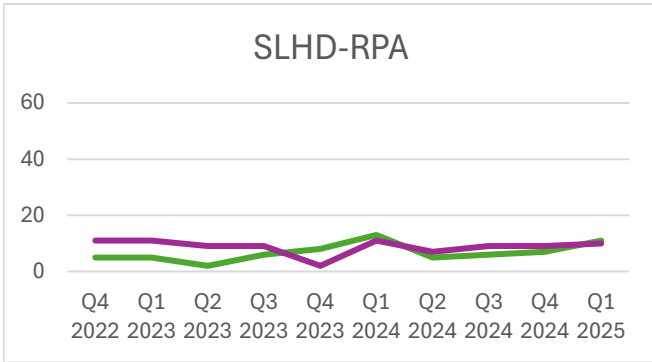
— Research Office — Researcher



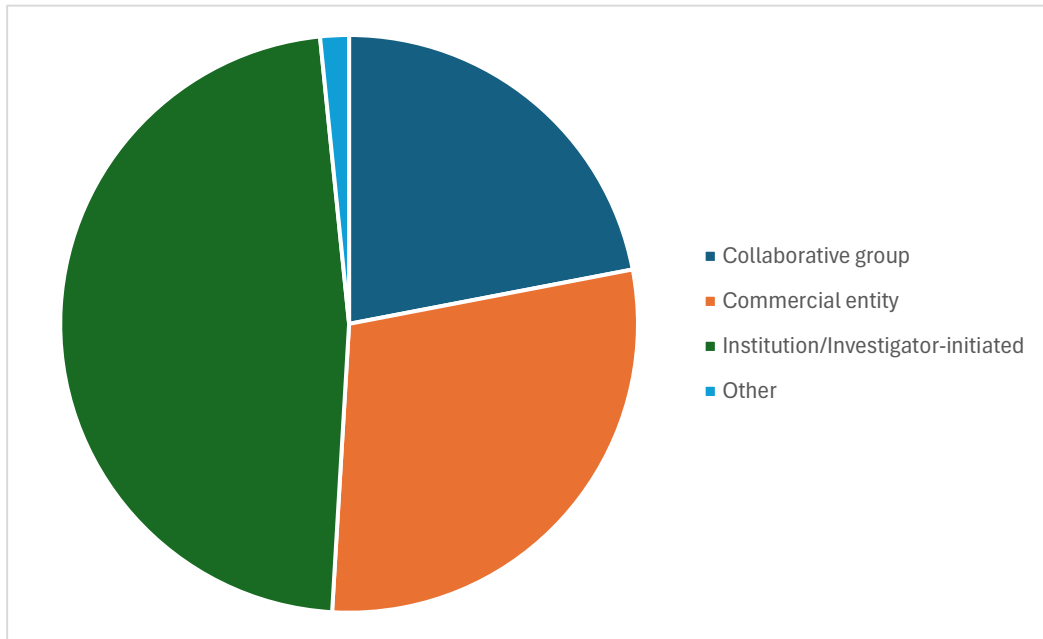
— Research Office — Researcher



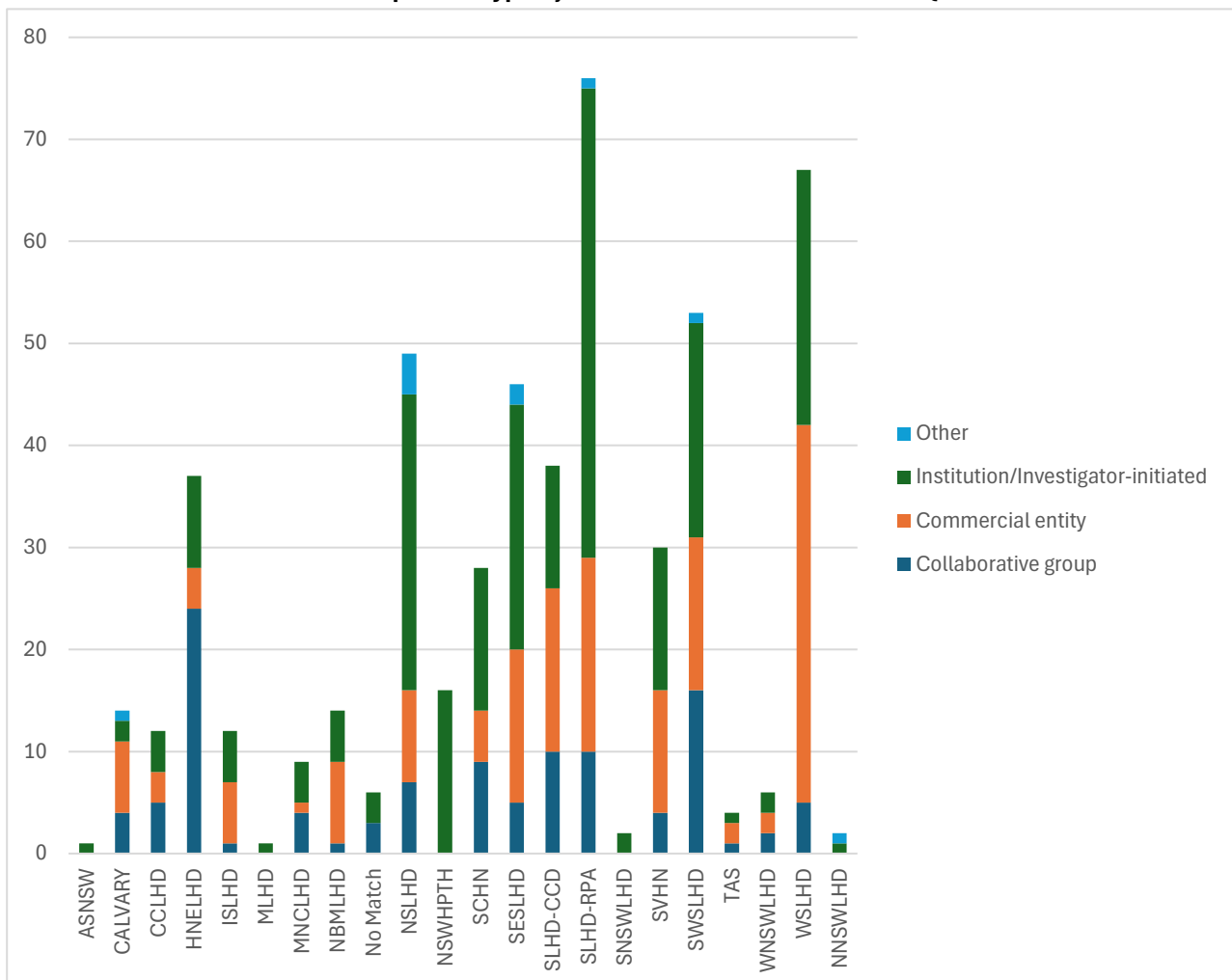
— Research Office — Researcher



Overall breakdown and breakdown by LHDs of SSA Authorisations by **Sponsor Types** for reporting period Q1 2025.

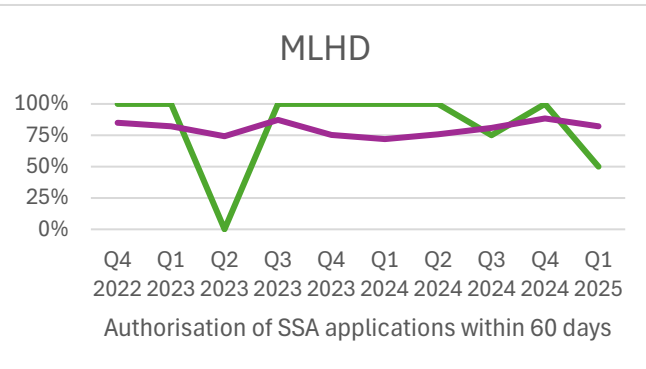
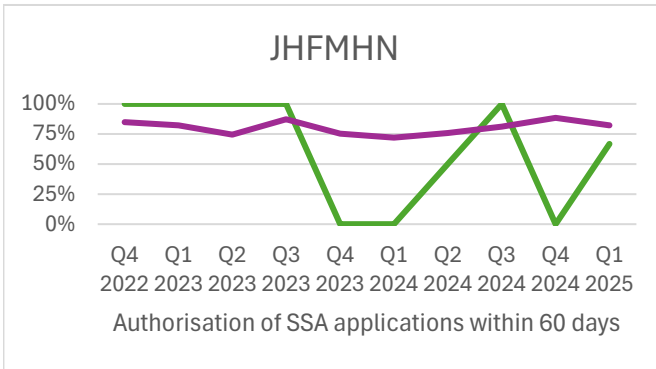
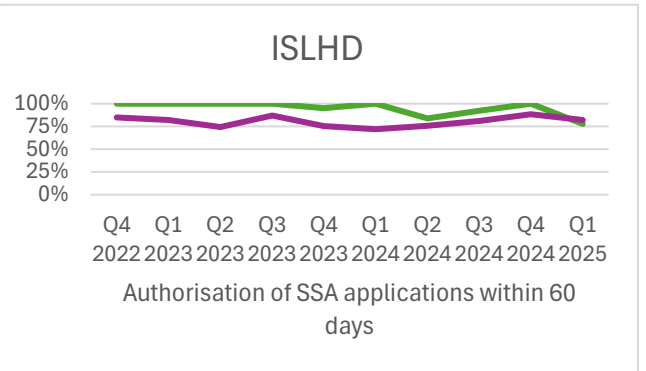
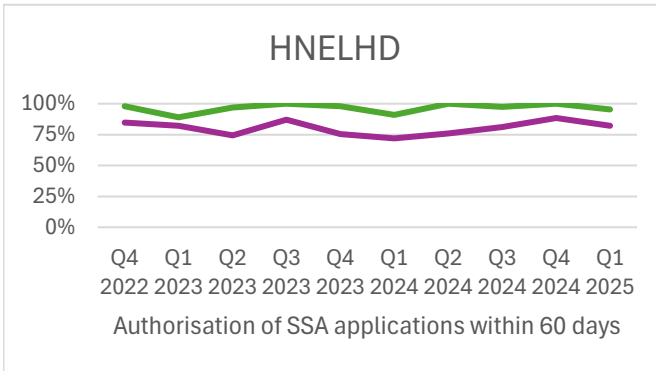
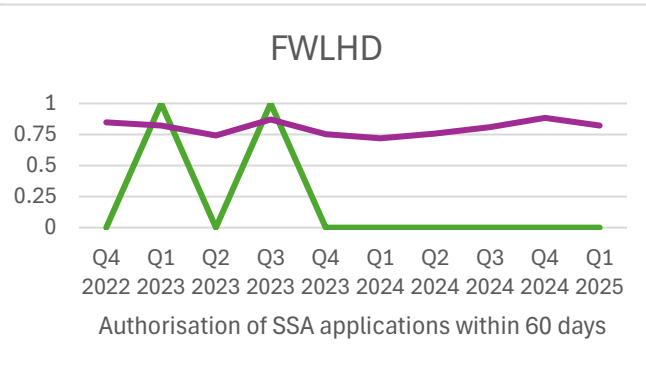
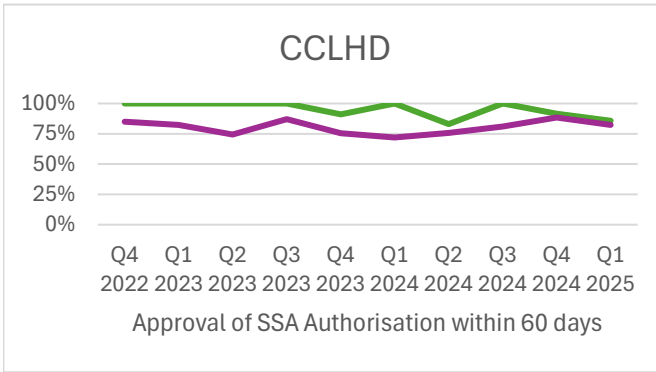
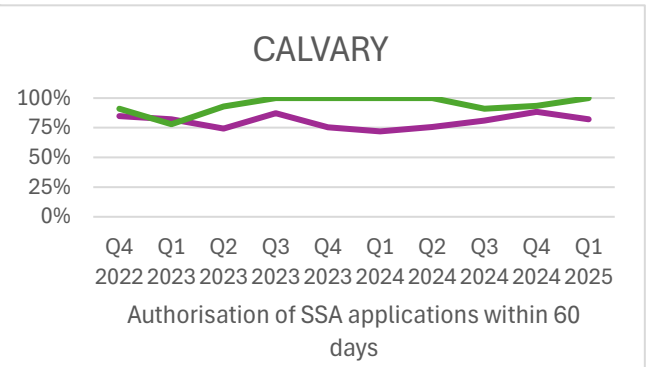
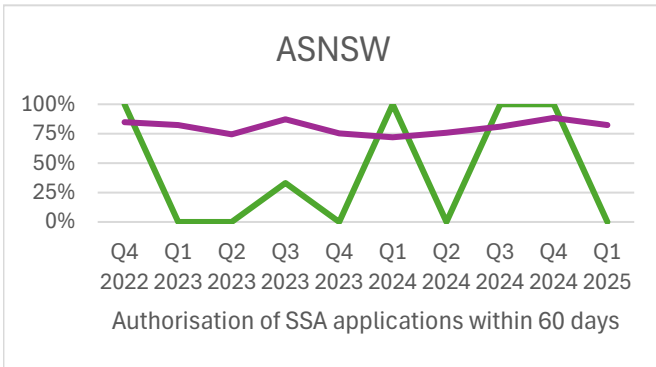


Breakdown of **Sponsor Type** by LHDs for SSA Authorisations in Q1 2025.

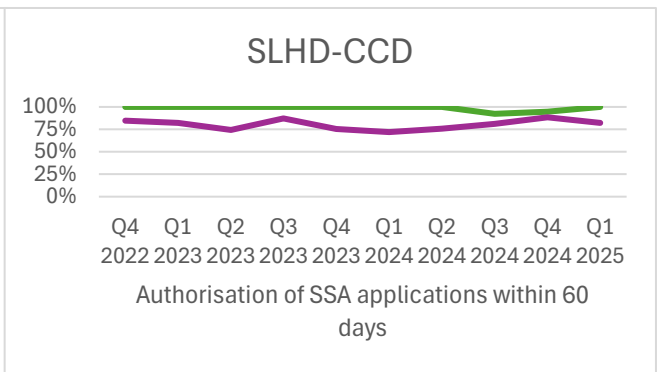
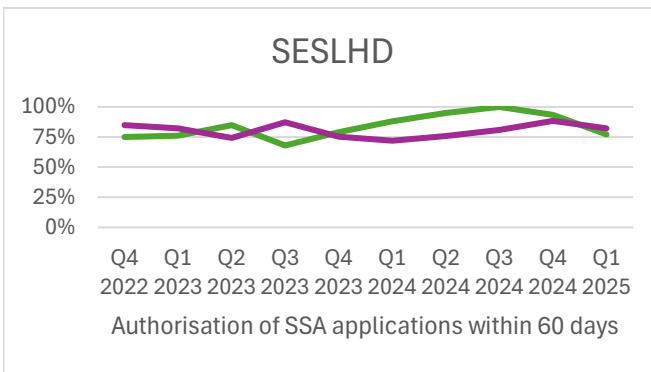
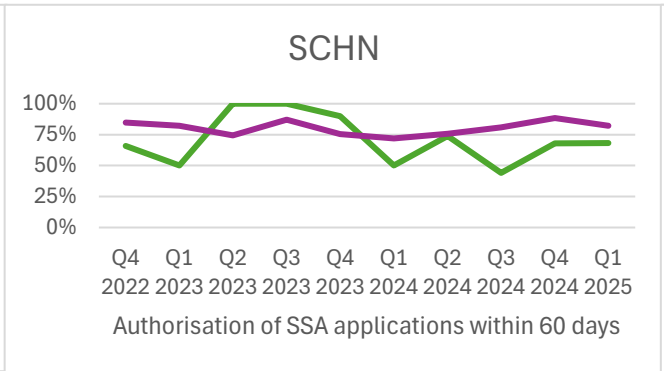
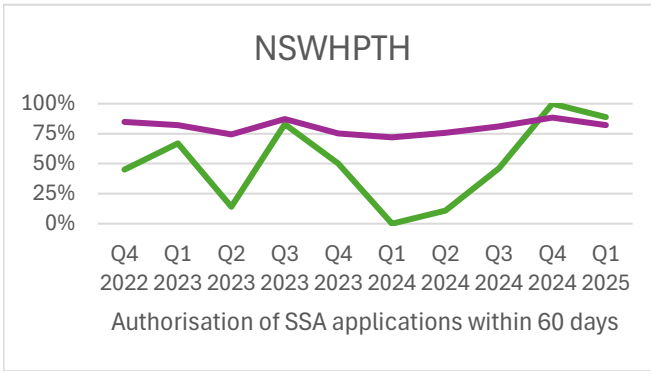
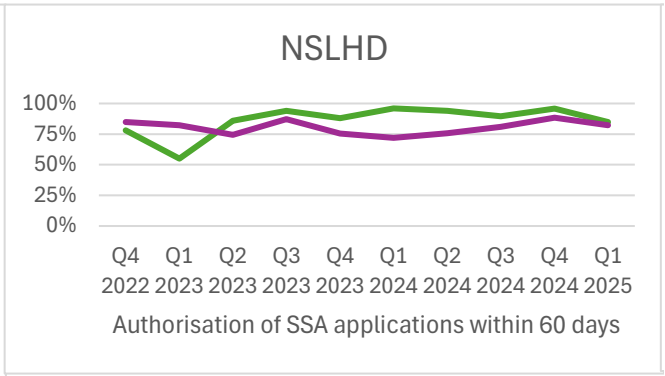
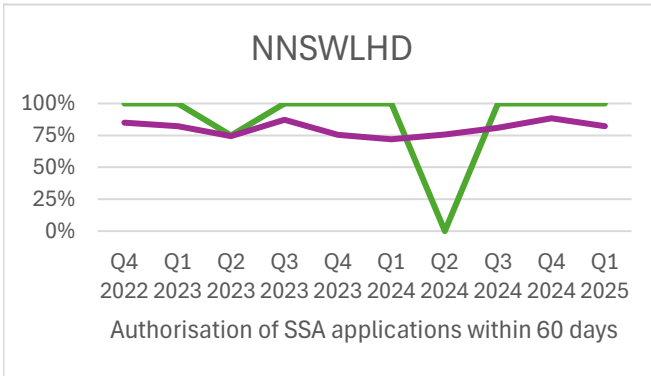
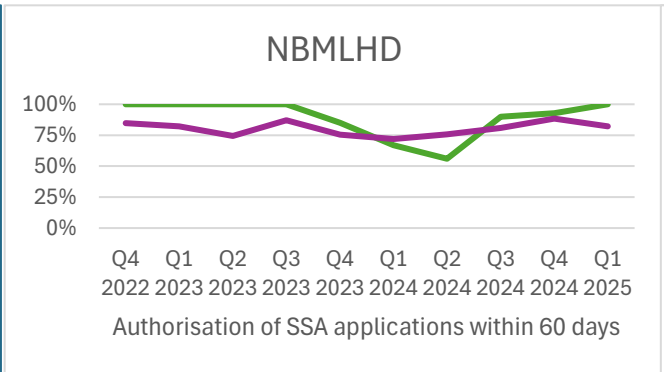
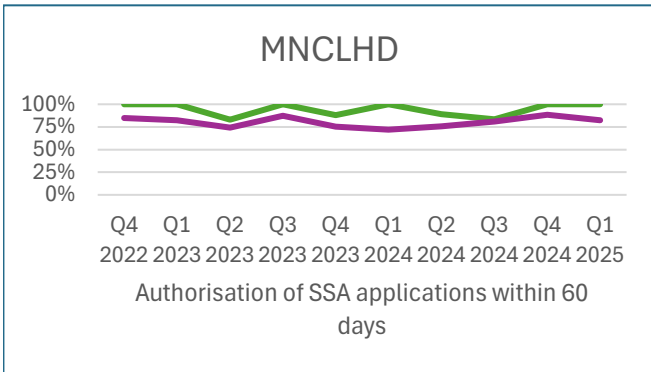


Trends of performance for NSW PHO's SSA Authorisations within 60 days

LHD NSW

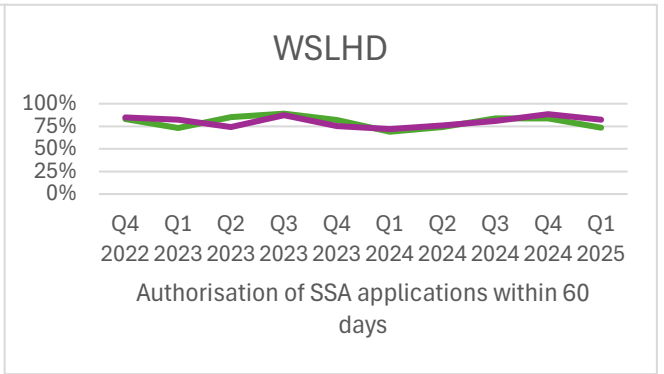
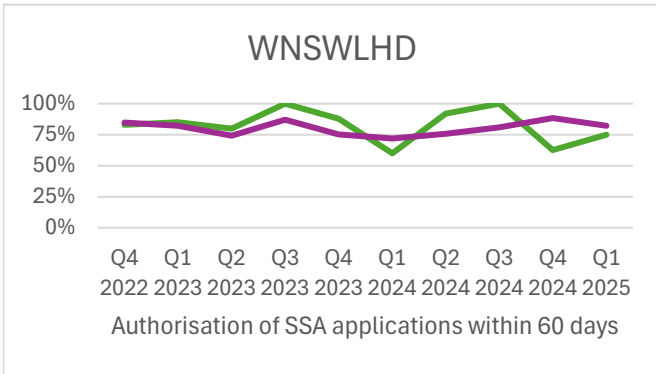
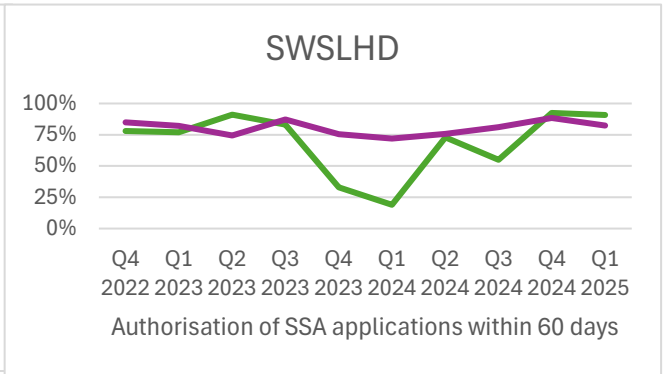
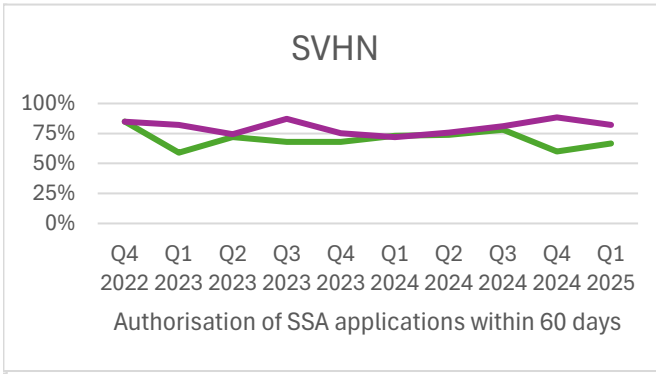
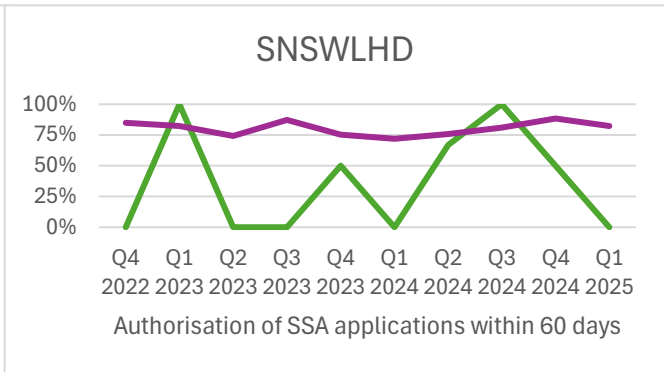
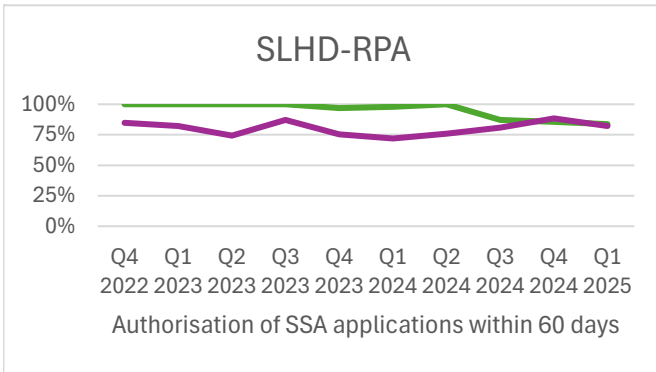


— LHD — NSW

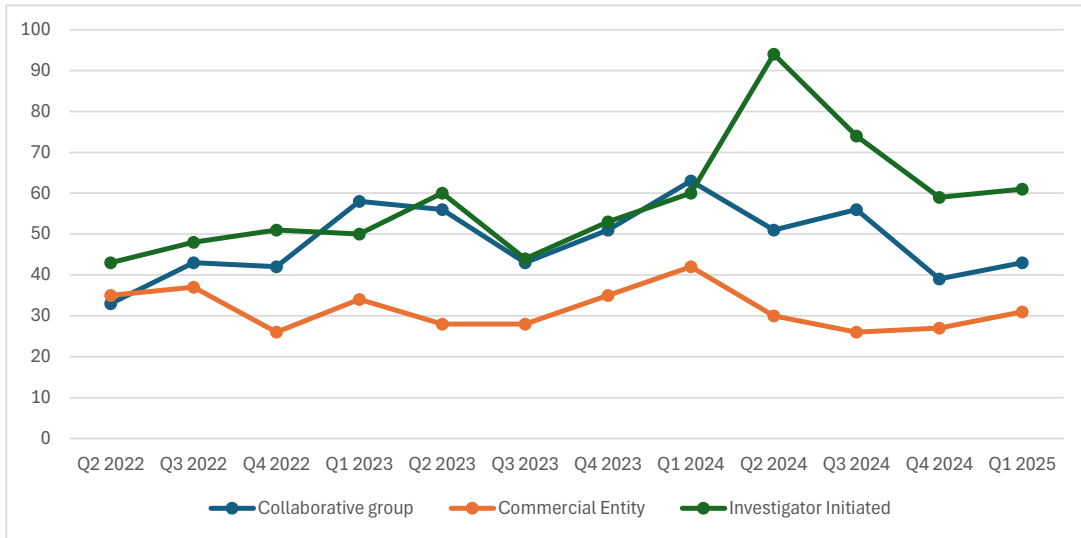




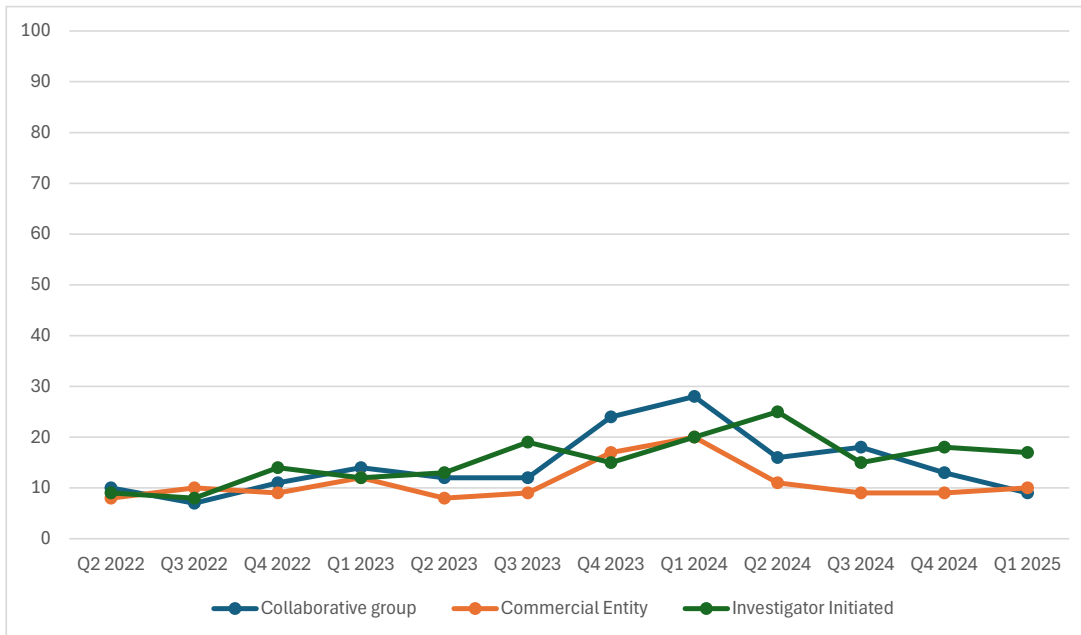
— LHD — NSW



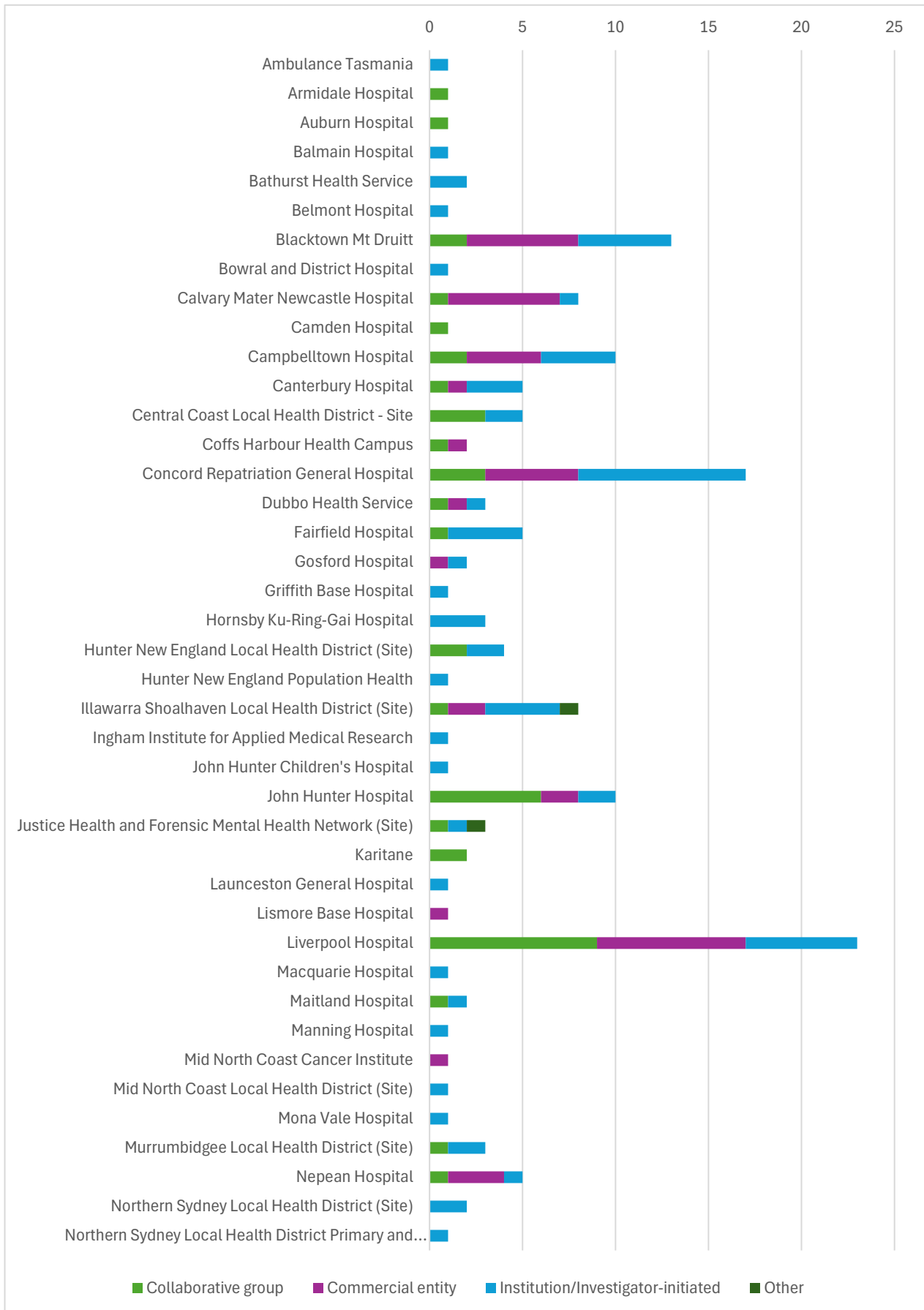
**Average total time (days) for Clinical Trials Authorisation by Sponsor Type trends between Q2 2022 and Q1 2025**



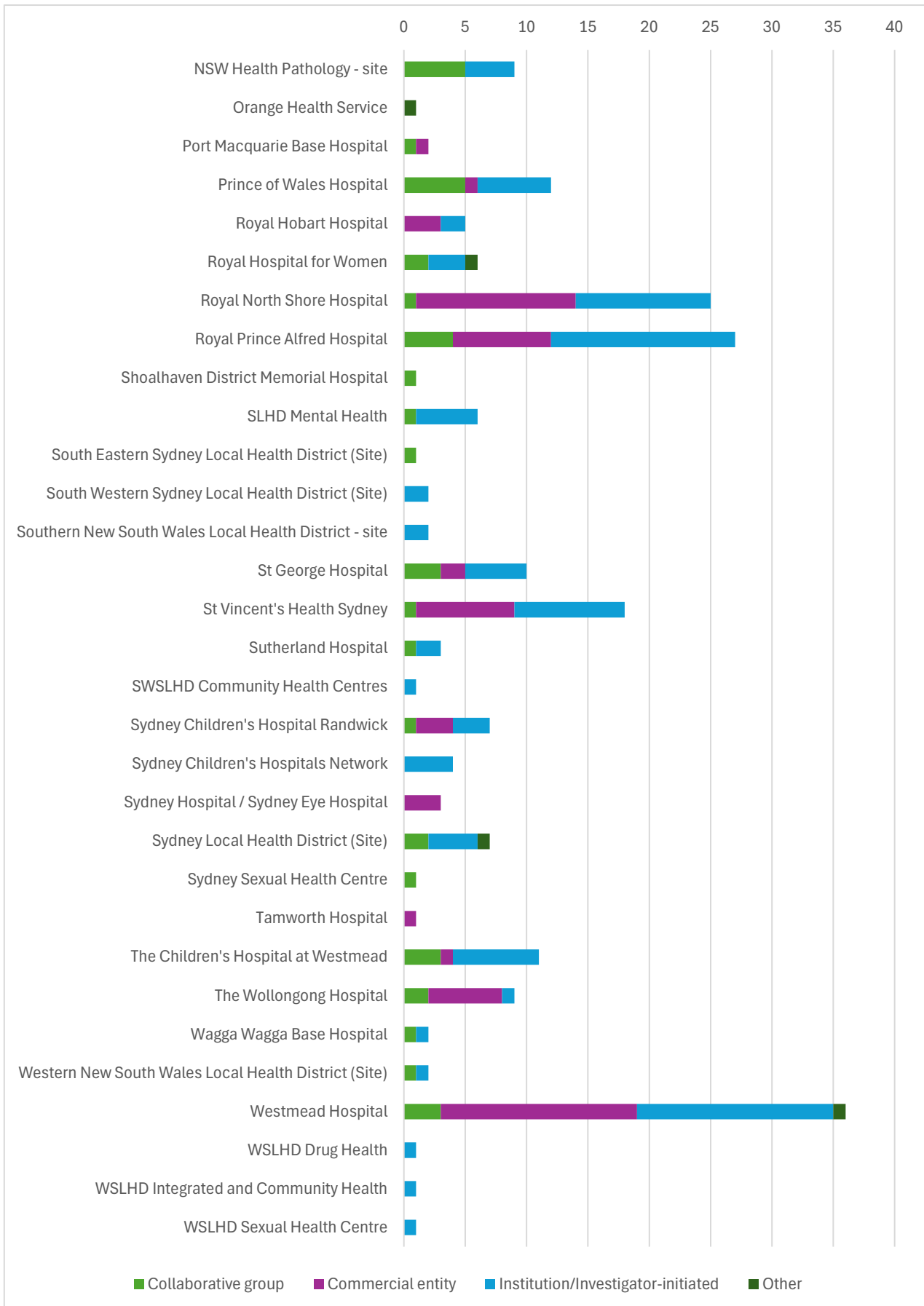
**Average research office time (DAYS) for Clinical Trial Authorisation by Sponsor type trends between Q2 2022 and Q1 2025**



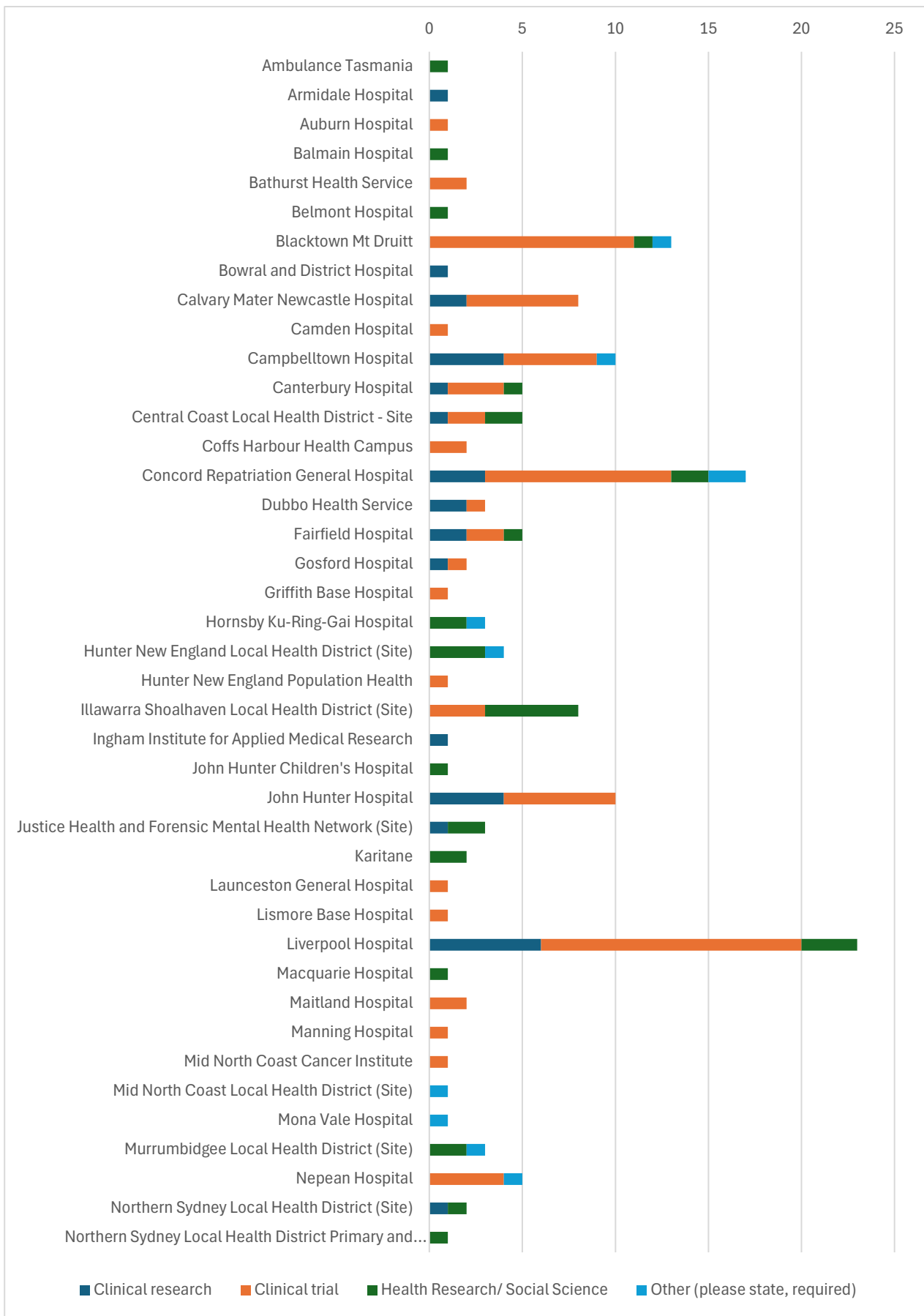
### Breakdown of **Sponsor Type** of all GLR **SSA Authorisations** by Site



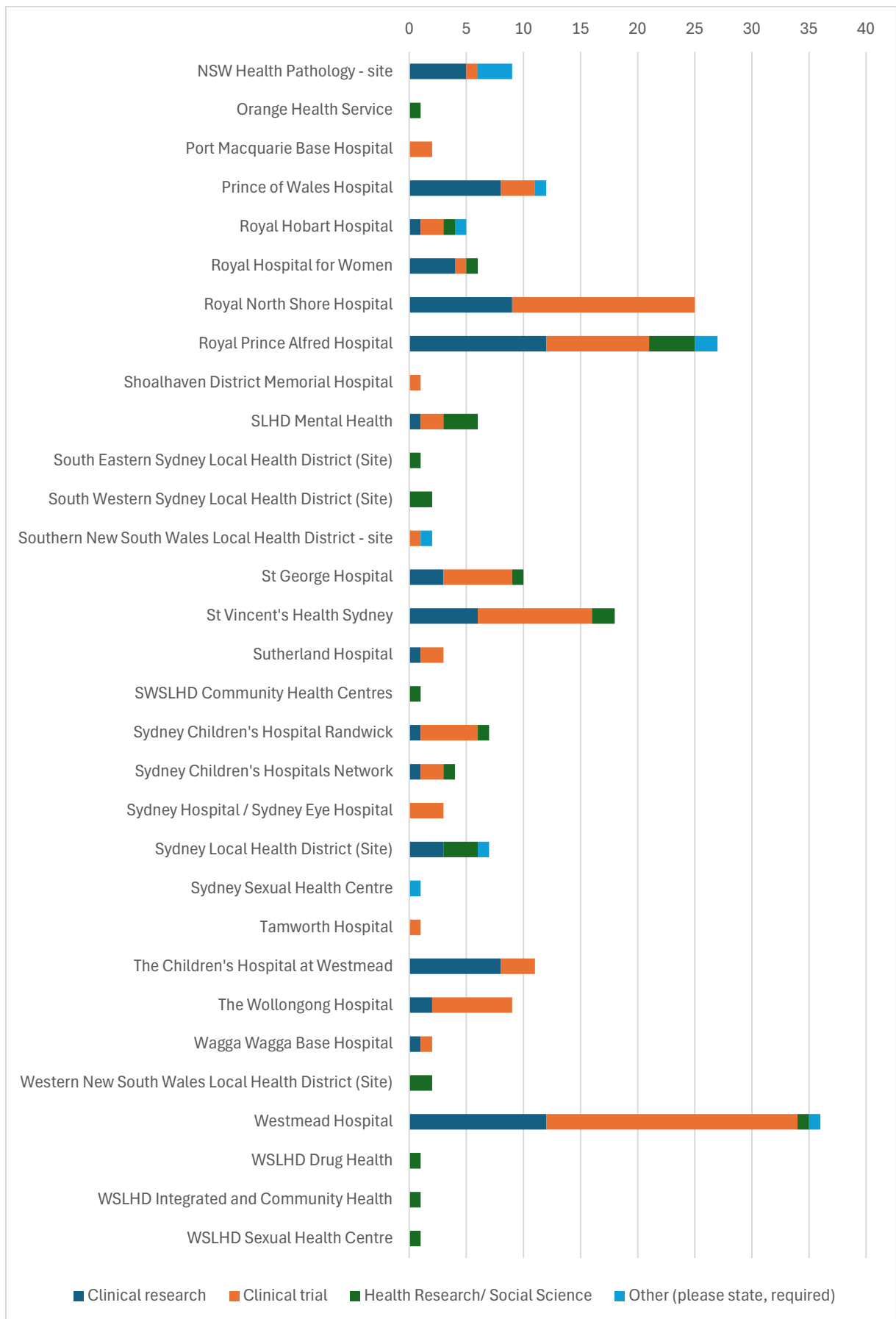
### Breakdown of **Sponsor Type** of all GLR **SSA Authorisations** by Site



### Breakdown of **Study Types** for all GLR **SSA Authorisations** by Site



### Breakdown of **Study Types** for all GLR **SSA Authorisations** by Site



OHMR Research Ethics  
and Governance Metrics  
Program  
Appendix 1



**Metrics Activity Report for NSW PHOs**

Reporting Period: Quarter 1 2025  
01/01/2025 – 31/03/2025

**NSW Office for Health and Medical Research**



**Table 1.** The **90 calendar days benchmark** for approval of human research ethics applications (**greater than low risk**) during the reporting period.

<b>Ethics Approval (Q1 2025)</b>						
<b>All greater than low risk applications</b>						
<b>NSW PHOs</b>	<b>Total Number of Applications</b>	<b>Total Time 90 Day Benchmark</b>			<b>Total Time Breakdown (calendar days)</b>	
		<b>Count &lt; 90 Day Benchmark</b>	<b>% &lt; 90 Day Total Time Benchmark</b>	<b>Average Total Time (Days)</b>	<b>Average Research Office Time</b>	<b>Average Researcher Time</b>
		BLLBRRY	23	19	83%	48
CINSW	13	10	77%	103	53	50
HNELHD	14	14	100%	26	15	11
ISLHD	0	0	-	-	-	-
JHFMHN	2	1	50%	86	80	6
NBMLHD	3	2	67%	79	64	15
NNSWLHD	0	0	-	-	-	-
NSLHD	32	31	97%	49	34	15
SCHN	8	5	63%	86	53	33
SESLHD	13	11	85%	67	44	23
SLHD-CCD	6	6	100%	58	28	30
SLHD-RPA	28	20	71%	74	31	42
SVHN	15	13	87%	62	26	36
SWSLHD	15	13	87%	71	45	26
WNSWLHD	6	4	67%	71	36	35
WSLHD	10	7	70%	77	39	38
<b>TOTAL</b>	<b>188</b>	<b>156</b>	<b>83%</b>	<b>54</b>	<b>33</b>	<b>20</b>



**Table 2. The 90 calendar days benchmark for the approval of clinical trials (greater than low risk) during the reporting period.**

<b>Ethics Approval (Q1 2025)</b>						
<b>Clinical Trials</b>						
<b>NSW PHOs</b>	<b>Total Number of Applications</b>	<b>Total Time 90 Day Benchmark</b>			<b>Total Time Breakdown (calendar days)</b>	
		<b>Count</b>	<b>% &lt; 90 Day</b>	<b>Average</b>	<b>Average Research Office Time</b>	<b>Average Researcher Time</b>
		<b>&lt; 90 Day Benchmark</b>	<b>Total Time Benchmark</b>	<b>Total Time (Days)</b>		
BLLBRRY	23	19	83%	48	25	23
CINSW	0	0	-	-	-	-
HNELHD	5	5	100%	31	17	13
ISLHD	0	0	-	-	-	-
JHFMHN	0	0	-	-	-	-
NBMLHD	3	2	67%	79	64	15
NNSWLHD	0	0	-	-	-	-
NSLHD	7	6	86%	63	39	24
SCHN	1	1	100%	85	75	10
SESLHD	4	3	75%	83	51	32
SLHD-CCD	2	2	100%	75	32	43
SLHD-RPA	11	4	36%	105	48	57
SVHN	4	4	100%	38	16	22
SWSLHD	1	1	100%	89	55	34
WNSWLHD	0	0	-	-	-	-
WSLHD	6	5	83%	83	40	42
<b>TOTAL</b>	<b>64</b>	<b>47</b>	<b>73%</b>	<b>66</b>	<b>35</b>	<b>30</b>

**Table 3.** Breakdown of NSW PHO performances in **clinical trial approvals** (greater than low risk) during the reporting period **by sponsor type**

	Collaborative group			Commercial entity			Investigator-initiated		
NSW PHOs	Total # of Applications	Average	Average	Total # of Applications	Average	Average	Total # of Applications	Average	Average
		Research Office Time (days)	Total Time (days)		Research Office Time (days)	Total Time (days)		Research Office Time (days)	Total Time (days)
<b>BLLBRRY</b>	0	-	-	22	19	39	1	162	247
<b>CINSW</b>	0	-	-	0	-	-	0	-	-
<b>HNELHD</b>	0	-	-	3	20	41	2	14	16
<b>ISLHD</b>	0	-	-	0	-	-	0	-	-
<b>JHFMHN</b>	0	-	-	0	-	-	0	-	-
<b>NBMLHD</b>	1	98	121	1	39	59	1	55	58
<b>NNSWLHD</b>	0	-	-	0	-	-	0	-	-
<b>NSLHD</b>	0	-	-	3	29	52	4	46	71
<b>SCHN</b>	0	-	-	0	-	-	1	75	85
<b>SESLHD</b>	0	-	-	2	75	115	2	27	52
<b>SLHD-CCD</b>	0	-	-	0	-	-	2	32	75
<b>SLHD-RPA</b>	6	49	102	2	37	77	3	55	131
<b>SVHN</b>	1	19	65	2	10	19	1	25	51
<b>SWSLHD</b>	1	55	89	0	-	-	0	-	-
<b>WNSWLHD</b>	0	-	-	0	-	-	0	-	-
<b>WSLHD</b>	0	-	-	3	40	70	3	40	95
<b>Grand Total</b>	<b>9</b>	<b>52</b>	<b>99</b>	<b>38</b>	<b>26</b>	<b>48</b>	<b>20</b>	<b>47</b>	<b>84</b>

**Table 4.** Quarterly **clinical trial approvals** (greater than low risk) in the last 3 reporting period (between 01/07/2024 and 31/03/2025), **by sponsor type**

	Q3 2024			Q4 2024			Q1 2025		
<b>Sponsor Type</b>	Total # of Applications	Average Research Office Time (days)	Average Total Time (days)	Total # of Applications	Average Research Office Time (days)	Average Total Time (days)	Total # of Applications	Average Research Office Time (days)	Average Total Time (days)
<b>Collaborative Group</b>	10	36	70	11	42	75	9	52	99
<b>Commercial Entity</b>	61	28	54	58	28	48	38	26	48
<b>Investigator Initiated</b>	29	37	66	30	40	64	20	47	84
<b>Total</b>	<b>100</b>	<b>34</b>	<b>63</b>	<b>99</b>	<b>37</b>	<b>62</b>	<b>67</b>	<b>42</b>	<b>77</b>

**Table 5. Historical performance of NSW PHOs against the old and new benchmarks for the review and approval of human research ethics applications (greater than low risk) in the last 3 reporting period (between 01/07/2024 and 31/03/2025).**

NSW PHOs	Q3 2024							Q4 2024							Q1 2025						
	Total Number of Applications	45 Day Benchmark (with clock)			90 Day Benchmark (without clock)			Total Number of Applications	45 Day Benchmark (with clock)			90 Day Benchmark (without clock)			Total Number of Applications	45 Day Benchmark (with clock)			90 Day Benchmark (without clock)		
		Count 45 Day Benchmark	% 45 Day Benchmark	Average Research Office Time (Days)	Count 90 Day Benchmark	% 90 Day Total Time Benchmark	Average Total Time (Days)		Count 45 Day Benchmark	% 45 Day Benchmark	Average Research Office Time (Days)	Count 90 Day Benchmark	% 90 Day Total Time Benchmark	Average Total Time (Days)		Count 45 Day Benchmark	% 45 Day Benchmark	Average Research Office Time (Days)	Count 90 Day Benchmark	% 90 Day Total Time Benchmark	Average Total Time (Days)
BLLBRRY	39	34	87%	26	36	92%	50	38	34	89%	16	35	92%	40	23	19	83%	23	19	83%	48
CINSW	7	5	71%	31	6	86%	67	14	13	93%	16	12	86%	63	13	10	77%	50	10	77%	103
HNELHD	21	21	100%	8	21	100%	27	28	28	100%	4	28	100%	21	14	14	100%	11	14	100%	26
ISLHD	0	0	-	-	0	-	-	0	0	-	-	0	-	-	0	0	-	-	0	-	-
JHFMHN	2	2	100%	26	1	50%	89	2	1	50%	31	1	50%	117	2	2	100%	6	1	50%	86
NBMLHD	4	4	100%	19	4	100%	53	1	0	0%	55	1	100%	87	3	3	100%	15	2	67%	79
NNSWLHD	1	1	100%	19	0	0%	92	2	1	50%	38	1	50%	97	0	0	-	-	0	-	-
NSLHD	36	33	92%	14	36	100%	27	25	25	100%	11	25	100%	33	32	31	97%	15	31	97%	49
SCHN	15	14	93%	22	14	93%	63	12	11	92%	31	10	83%	71	8	5	63%	33	5	63%	86
SESLHD	23	19	83%	25	18	78%	80	24	20	83%	24	18	75%	80	13	10	77%	23	11	85%	67
SLHD-CCD	9	8	89%	22	9	100%	44	4	2	50%	28	4	100%	54	6	5	83%	30	6	100%	58
SLHD-RPA	38	33	87%	26	36	95%	50	51	48	94%	20	48	94%	46	28	18	64%	42	20	71%	74
SVHN	21	15	71%	34	17	81%	62	13	9	69%	42	10	77%	76	15	9	60%	36	13	87%	62
SWSLHD	24	20	83%	22	18	75%	65	24	20	83%	23	14	58%	82	15	12	80%	26	13	87%	71
WNSWLHD	3	2	67%	28	2	67%	90	3	3	100%	12	3	100%	47	6	4	67%	35	4	67%	71
WSLHD	25	16	64%	42	18	72%	80	23	18	78%	39	21	91%	75	10	5	50%	38	7	70%	77
<b>TOTAL</b>	<b>268</b>	<b>227</b>	<b>85%</b>	<b>21</b>	<b>236</b>	<b>80%</b>	<b>54</b>	<b>264</b>	<b>233</b>	<b>88%</b>	<b>21</b>	<b>231</b>	<b>80%</b>	<b>54</b>	<b>188</b>	<b>147</b>	<b>78%</b>	<b>21</b>	<b>156</b>	<b>80%</b>	<b>54</b>

**Table 6: The 60 calendar days benchmark for authorisation of governance applications (greater than low risk) during the reporting period.**

NSW PHOs	SSA Approvals (Q1 2025)							
	All greater than low risk applications							
		60 Day Benchmark (without clock)			Total Time Breakdown (calendar days)			
	Total Number of Applications	Count of < 60 Day Benchmark	% < 60 Day Total Time Benchmark	Average Total Time (Days)	Average Research Office Time	Average Head of Dept Time	Average Chief Exec Time	Average Researcher Time
ASNSW	0	0	-	-	-	-	-	-
Calvary	8	8	100%	12	3	3	1	5
CCLHD	7	6	86%	44	14	11	0	19
FWLHD	0	0	-	-	-	-	-	-
HNELHD	22	21	95%	27	4	8	7	8
ISLHD	18	14	78%	34	5	6	0	24
JHFMHN	3	2	67%	64	35	29	0	0
MLHD	6	3	50%	49	14	6	0	29
MNCLHD	6	6	100%	22	3	9	11	0
NBMLHD	5	5	100%	39	15	18	1	5
NNSWLHD	1	1	100%	54	54	0	0	0
NSLHD	33	28	85%	40	14	10	4	12
NSWHPTH	9	8	89%	46	17	10	4	15
SCHN	22	15	68%	54	18	16	1	18
SESLHD	35	27	77%	52	24	9	0	19
SLHD-CCD	23	23	100%	24	3	5	5	11
SLHD-RPA	43	36	84%	35	11	8	6	10
SNSWLHD	2	0	0%	103	28	36	3	38
SVHN	18	12	67%	64	8	18	3	35
SWSLHD	44	40	91%	34	8	9	0	17
WNSWLHD	8	6	75%	38	6	14	0	18
WSLHD	53	39	74%	46	6	12	1	27
<b>TOTAL</b>	<b>366</b>	<b>301</b>	<b>82%</b>	<b>43</b>	<b>12</b>	<b>10</b>	<b>3</b>	<b>18</b>

**Table 7: The 60 calendar days benchmark for the authorisation of clinical trials (greater than low risk) during the reporting period.**

NSW PHOs	SSA Approvals (Q1 2025) Clinical Trials							
	Total Number of Applications	60 Day Benchmark (without clock)			Total Time Breakdown (calendar days)			
		Count of < 60 Day Benchmark	% < 60 Day Total Time Benchmark	Average Total Time (Days)	Average Research Office Time	Average Head of Dept Time	Average Chief Exec Time	Average Researcher Time
ASNSW	0	0	-	-	-	-	-	-
CALVARY	6	6	100%	8	3	3	1	1
CCLHD	3	3	100%	34	19	14	0	1
FWLHD	0	0	-	-	-	-	-	-
HNELHD	11	11	100%	25	4	9	5	6
ISLHD	11	7	64%	47	6	7	0	35
JHFMHN	0	0	-	-	-	-	-	-
MLHD	2	0	0%	72	18	6	0	49
MNCLHD	5	5	100%	20	2	5	12	0
NBMLHD	4	4	100%	39	18	15	1	5
NNSWLHD	1	1	100%	54	54	0	0	0
NSLHD	16	15	94%	30	11	9	4	5
NSWHPATH	1	1	1	40	30	4	2	4
SCHN	10	7	70%	45	17	14	0	15
SESLHD	12	9	75%	53	25	15	1	13
SLHD-CCD	12	12	100%	26	4	5	7	10
SLHD-RPA	15	11	73%	39	11	11	6	12
SNSWLHD	1	0	0%	94	29	59	2	4
SVHN	10	7	70%	69	9	24	3	33
SWSLHD	22	19	86%	32	6	11	0	15
WNSWLHD	3	1	33%	49	7	27	0	15
WSLHD	34	28	82%	34	5	14	2	14
<b>TOTAL</b>	<b>179</b>	<b>148</b>	<b>83%</b>	<b>41</b>	<b>12</b>	<b>12</b>	<b>3</b>	<b>15</b>

**Table 8.** NSW PHO performances in clinical trial authorisations (greater than low risk) during the reporting period, by sponsor type.

NSW PHOs	Collaborative group			Commercial entity			Investigator-initiated		
	Total # of Applications	Average Research Office Time (days)	Average Total Time (days)	Total # of Applications	Average Research Office Time (days)	Average Total Time (days)	Total # of Applications	Average Research Office Time (days)	Average Total Time (days)
ASNSW	0	-	-	0	-	-	0	-	-
CALVARY	0	-	-	6	3	8	0	-	-
CCLHD	0	-	-	1	14	37	2	21	33
FWLHD	0	-	-	0	-	-	0	-	-
HNELHD	5	3	34	2	5	9	4	5	21
ISLHD	3	3	74	8	7	37	0	-	-
JHFMHN	0	-	-	0	-	-	0	-	-
MLHD	0	-	-	0	-	-	2	18	72
MNCLHD	2	2	25	3	3	16	0	-	-
NBMLHD	1	12	28	3	20	42	0	-	-
NNSWLHD	0	-	-	1	54	54	0	-	-
NSLHD	1	11	14	12	11	28	3	14	41
NSWHPTH	0	-	-	0	-	-	0	-	-
SCHN	1	26	36	4	5	34	5	24	57
SESLHD	3	38	55	3	35	56	6	12	51
SLHD-CCD	4	2	22	5	6	22	3	3	38
SLHD-RPA	2	12	54	9	14	39	4	4	33
SNSWLHD	0	-	-	0	-	-	1	29	94
SVHN	0	-	-	8	7	34	2	20	207
SWSLHD	8	6	28	12	7	29	2	6	69
WNSWLHD	0	-	-	1	3	20	2	9	64
WSLHD	3	11	101	22	3	24	9	9	37
<b>Total</b>	<b>33</b>	<b>9</b>	<b>43</b>	<b>100</b>	<b>10</b>	<b>31</b>	<b>45</b>	<b>17</b>	<b>61</b>

**Table 9.** Quarterly clinical trial authorisations (greater than low risk applications) approved during the last 3 reporting period, by sponsor type

	Q3 2024			Q4 2024			Q1 2025		
<b>Sponsor Type</b>	Total # of Applications	Average Research Office	Average Total Time	Total # of Applications	Average Research Office	Average Total Time	Total # of Applications	Average Research Office	Average Total Time
<b>Collaborative Group</b>	55	18	56	63	13	39	33	9	43
<b>Commercial Entity</b>	145	9	26	155	9	27	100	10	31
<b>Investigator Initiated</b>	64	15	74	53	18	59	45	17	61
<b>Total</b>	<b>264</b>	<b>14</b>	<b>52</b>	<b>271</b>	<b>13</b>	<b>42</b>	<b>178</b>	<b>12</b>	<b>47</b>



**Table 10.** Historical performance of NSW PHOs against the old and new benchmarks for the review and authorisation of SSA applications (greater than low risk) for the last 3 reporting periods ( between 01/07/2024 and 31/03/2024).

LHD	Q3 2024							Q4 2024							Q1 2025						
	Number of Applications	15 Day Benchmark (with clock)			60 Day Benchmark (without clock)			Number of Applications	15 Day Benchmark (without clock)			60 Day Benchmark (without clock)			Number of Applications	15 Day Benchmark (with clock)			60 Day Benchmark (without clock)		
		Count of 15 Day Benchmark	% 15 Day Benchmark	Average RO Time (Days)	Count of 60 Day Benchmark	% 60 Day Total Time Benchmark	Average Total Time (Days)		Count of 15 Day Benchmark	% 15 Day Benchmark	Average RO Time (Days)	Count of 60 Day Benchmark	% 60 Day Total Time Benchmark	Average Total Time (Days)		Count of 15 Day Benchmark	% 15 Day Benchmark	Average RO Time (Days)	Count of 60 Day Benchmark	% 60 Day Total Time Benchmark	Average Total Time (Days)
ASNSW	1	0	0	16	1	100%	28	1	1	1	0	1	100%	12	0	0	-	-	0	-	-
CALVARY	22	12	55%	18	20	91%	27	15	14	93%	12	14	93%	16	8	8	100%	3	8	100%	12
CCLHD	7	5	71%	10	7	100%	19	12	10	83%	7	11	92%	16	7	5	71%	14	6	86%	44
FWLHD	0	0	-	-	0	-	-	0	0	-	-	0	-	-	0	0	-	-	0	-	-
HNELHD	39	37	95%	4	38	97%	24	37	32	86%	6	37	100%	23	22	20	91%	4	21	95%	27
ISLHD	13	11	85%	7	12	92%	32	12	11	92%	5	12	100%	20	18	17	94%	5	14	78%	34
JHFMHN	2	2	100%	7	2	100%	17	0	0	-	-	0	-	-	3	0	0	35	2	67%	64
MLHD	4	1	25%	20	3	75%	40	1	0	0%	25	1	100%	26	6	2	33%	14	3	50%	49
MNCLHD	6	3	50%	13	5	83%	37	9	7	78%	10	9	100%	30	6	6	100%	3	6	100%	22
NBMLHD	10	5	50%	23	9	90%	54	14	1	7%	30	13	93%	55	5	3	60%	15	5	100%	39
NNSWLHD	1	1	100%	0	1	100%	46	3	1	33%	18	3	100%	20	1	0	0%	54	1	100%	54
NSLHD	58	51	88%	7	52	90%	31	49	35	71%	11	47	96%	36	33	22	67%	14	28	85%	40
NSWHPH	13	6	46%	25	6	46%	92	16	6	38%	19	16	100%	41	9	5	56%	17	8	89%	46
SCHN	34	10	29%	25	15	44%	84	28	14	50%	18	19	68%	51	22	11	50%	18	15	68%	54
SESLHD	40	24	60%	15	40	100%	41	46	20	43%	17	43	93%	38	35	21	60%	24	27	77%	52
SLHD-CCD	26	25	96%	7	24	92%	37	38	37	97%	2	36	95%	31	23	21	91%	3	23	100%	24
SLHD-RPA	62	54	87%	6	54	87%	29	76	72	95%	7	65	86%	34	43	33	77%	11	36	84%	35
SNSWLHD	1	1	100%	0	1	100%	8	2	1	50%	50	1	50%	69	2	0	0%	28	0	0%	103
SVHN	23	18	78%	10	18	78%	54	30	21	70%	10	18	60%	64	18	15	83%	8	12	67%	64
SWSLHD	71	44	62%	24	39	55%	86	53	36	68%	13	49	92%	39	44	37	84%	8	40	91%	34
WNSWLHD	4	4	100%	13	4	100%	38	8	3	38%	31	5	63%	88	8	8	100%	6	6	75%	38
WSLHD	68	66	97%	5	57	84%	41	68	66	97%	8	57	84%	36	53	48	91%	6	39	74%	46
<b>Total</b>	<b>505</b>	<b>380</b>	<b>75%</b>	<b>12</b>	<b>409</b>	<b>81%</b>	<b>47</b>	<b>518</b>	<b>388</b>	<b>75%</b>	<b>12</b>	<b>458</b>	<b>88%</b>	<b>38</b>	<b>366</b>	<b>282</b>	<b>77%</b>	<b>12</b>	<b>301</b>	<b>82%</b>	<b>43</b>

A list of NSW PHOs names and abbreviations that review and/or authorise human research studies:

Human Research Ethics Committee/ Research Governance Office Names	Abbreviation used in the tables	Ethics	Site
Ambulance Service of NSW	ASNSW		Yes
Bellberry	BLLBRRY	Yes	
Calvary Mater Hospital Newcastle	CALVARY		Yes
Central Coast LHD	CCLHD		Yes
NSW Population & Health Services Research Ethics Committee	CINSW	Yes	
Greater Western LHD	WNSWLHD	Yes	Yes
Hammond Care	HCARE		Yes
Hunter New England LHD	HNELHD	Yes	Yes
Justice Health & Forensic Mental Health Network	JHFMHN	Yes	Yes
Mid North Coast LHD	MNCLHD		Yes
Murrumbidgee LHD	MLHD		Yes
Northern NSW LHD	NNSWLHD	Yes	Yes
Nepean Blue Mountains LHD	NBMLHD	Yes	Yes
Northern Sydney LHD	NSLHD	Yes	Yes
NSW Health Pathology	NSWHPTH		Yes
Royal Rehabilitation Centre Sydney HREC	RRCS	Yes	
Sydney Children's Hospitals Network	SCHN	Yes	Yes
South Eastern Sydney LHD	SESLHD	Yes	Yes
Sydney LHD (Concord Zone)	SLHD – CCD	Yes	Yes
Sydney LHD (RPAH Zone)	SLHD – RPA	Yes	Yes
Southern NSW LHD	SNSWLHD		Yes
St Vincent's Hospital	SVHN	Yes	Yes
South Western Sydney LHD	SWSLHD	Yes	Yes
Illawarra Shoalhaven LHD (joint committee with University of Wollongong)	ISLHD	Yes	Yes
Western Sydney LHD	WSLHD	Yes	Yes



For more information

This report has been prepared by the Research Ethics and Governance Unit in Office for Health and Medical Research.

For further enquiries and for the use of this report please contact:

**James Cokayne**

**Principal Policy Officer**

**Research Ethics and Governance Unit**

**Office for Health and Medical Research**

[Tel \(02\) 9391 9920](tel:(02)93919920) | [james.cokayne@health.nsw.gov.au](mailto:james.cokayne@health.nsw.gov.au)

**Yagiz Aksoy**

**Senior Policy Officer**

**Research Ethics and Governance Unit**

**Office for Health and Medical Research**

[Tel \(02\) 9461 7887](tel:(02)94617887) | [yagiz.aksoy@health.nsw.gov.au](mailto:yagiz.aksoy@health.nsw.gov.au)

**Deb Aldridge**

**Policy Officer and Data Analyst**

**Research Ethics and Governance Unit**

**Office for Health and Medical Research**

[Tel \(02\) 93919854](tel:(02)93919854) | [deborah.aldridge@health.nsw.gov.au](mailto:deborah.aldridge@health.nsw.gov.au)